

At A Glance

Learning Expectations	Lesson 1	Lesson 2	Lesson 3	Lesson 4	Lesson 5	Lesson 6	Extra Activities
Knowledge and Understanding Content							
Identify some of the natural and built features of their community.	●						●
Identify some distinct areas in the local community.					●		●
Describe the location of some significant areas within the community.					●		●
Demonstrate the ability to construct simple maps of the places they have visited in the community.					●		●
Thinking Skills							
Investigate the relationship between the people of and the natural and built features in a community.				●			●
Draw conclusions about the interrelationships between the people and the features of a community.				●			●
Communication							
Identify some of the services in the community.						●	●
Application							
Identify some services and occupations in their community.		●	●				●
Create a plan for how students can responsibly interact with their community.		●					●

Table of Contents

At A Glance 2

Table of Contents 3

Teacher Assessment Rubric 5

Student Self-Assessment Rubric 6

Introduction 7

LESSON 1: OUR COMMUNITY: THE ESSENTIAL SERVICES 8

Reading 9

Student Worksheets 12

LESSON 2: THE COMMUNITY AND HOW WE USE IT. 15

Reading 16

Student Worksheets 18

LESSON 3: OCCUPATIONS IN THE COMMUNITY 23

Reading 24

Student Worksheets 26

LESSON 4: RECYCLING AND CARING FOR THE COMMUNITY. 29

Reading 30

Student Worksheets 31

LESSON 5: MAPPING OUR COMMUNITY SERVICES 37

Student Worksheets 38

LESSON 6: SERVICES IN THE COMMUNITY 41

Reading 42

Student Worksheets 44

EXTRAS #1 Word Scramble 48
EXTRAS #2 Matching Game 49
EXTRAS #3 Recycling Truck 51
EXTRAS #4 Design a Mailbox 54
EXTRAS #5 Design a Police Car 56
EXTRAS #6 Design a Police Badge 59
UNIT TEST 61
EXTRA A Unit Test Answers 63
PHOTOS OF COMMUNITY HELPERS 64

Our Community: The Essential Services

LEARNING INTENTION:

The purpose of this lesson is to introduce the main features of the community to the students, like hospitals, churches, and grocery stores.

SUCCESS CRITERIA:

Students will be able to identify two features that each community service offers to the citizens.

MATERIALS NEEDED:

- Chart paper - 3
- Sticky notes - 3 per student
- Teacher Notes #1
- Student Worksheet #1

PROCEDURE:

***THIS LESSON SHOULD BE COMPLETED IN ONE DAY ABOUT 45-60 MINUTES LONG.**

1) The teacher will start the unit by talking to the class in a whole class discussion. This could be done with the students at their tables or on the carpet. The teacher will explain that this is the beginning of a social studies unit on the people and environment of our community. The teacher will explain that a community is made up of homes and businesses which are all located in one particular area. Then the teacher mentions the words hospital, church, school, and grocery store.

2) The teacher will ask the students to think about how they would describe a hospital, church, school, and grocery store.

3) The teacher will then display the four chart papers with the titles CHURCH, HOSPITAL, GROCERY STORE. The teacher will place the chart papers around the classroom and pass out the sticky notes, four to each student, and have them write down one word on each sticky note how they would describe the four locations in

their community. The students will then place the sticky notes on the proper chart papers. The teacher should allow about ten minutes for this to be completed.

4) The teacher will then call the class back together and read through the chart paper answers the students have provided. These will act as student created anchor charts that can be referred to throughout the unit. The teacher should organize repeated answers in the same area and try to display the different answers as best as possible.

5) The teacher will then pass out Teacher Notes 1, as well as some duotangs for the students to keep their work in, and begin to read what is a CHURCH, GROCERY STORE, and HOSPITAL.

6) The teacher is encouraged to read aloud the text to the whole class, asking questions throughout the reading. This should take about five minutes.

7) The teacher can then pass out Student Worksheet 1 and have the students complete this exercise sheet in small groups, if the students wish.

***Modifications:** Teachers are encouraged to do as much of the reading as possible throughout the unit. Students with low reading abilities could have their texts scanned into Kurzweil or have it read to them when needed.*

EXTENSION ACTIVITY:

The teacher can call the students back to the carpet and with an additional chart paper labelled MY SCHOOL. The teacher could ask the students what they would want at their school if they had the power to make it happen.

This could be a fun activity to bring a close to the introduction of the unit, but it could also help the students be creative and explore what it would be like if they had the power to change their school.

What is a Hospital?

A hospital is a building located in your community that treats sick people.




The hospital is composed of many different parts.



Hundreds of people in various jobs work at a hospital. Doctors and nurses are the primary people you will see at the hospital.



Most hospitals have a special place called an emergency room where anyone can go if they are ill or hurt.



Hospitals also have specialists that perform a variety of jobs. X Ray technologists can take pictures of your bones and organs too see if they are injured.



In Canada everyone has access to medical care and can go to a hospital for free as long as they show their health card.

What is a Grocery Store?

A grocery store is a retail store that primarily sells food.

In many communities, there are multiple grocery stores. Usually owned by big companies, some well-known grocery stores are Loblaws, Metro, and Sobey's.

Grocery stores used to be small independent stores operated by one person, but today most are owned and operated by major corporations. You can now purchase more than just food at grocery stores. In most grocery stores you can purchase clothes, cosmetics, and toys.




What is a Church?

A church is a place where religious worship takes place.




A Church

Mostly Christian religions celebrate their faith in a church, with a variety of Christian religions using churches as their meeting places often once a week, where they meet to pray to god.



A Mosque

The Islamic faith celebrates their faith in a building that is similar to a church but it is called a mosque.



A Synagogue

The Jewish faith celebrates in a building similar to a church but it is called a synagogue.

The Community Features

Instructions:

Please answer the following questions.



Name three reasons why you would go to the hospital.

1. _____
2. _____
3. _____



Name three things you do at school.

1. _____
2. _____
3. _____

The Community Features



Name three things you can buy at the grocery store (you can only say food once).

1. _____
2. _____
3. _____



Name three reasons people would go to church

1. _____
2. _____
3. _____

What is the Library?



Many communities in Canada have libraries. Depending on the size of the community there might be more than one library. These are typically buildings that community residents can visit to borrow books, movies, music, and magazines for free.

Many libraries in Canada now offer programs like story time, where kids can come to have a story read to them, as well as craft sessions, and other special events.

Libraries also offer free internet service, where customers, which are called patrons, come to use the internet for free. Libraries are a great public space that anyone is allowed to visit and can use materials for free.



What is the YMCA?



The YMCA, which means the Young Men's Christian Association, is a charity that has been in many Canadian communities for decades. Today the YMCA offers a variety of services that many members of the community use.

The YMCA offers a place for people to come and exercise in their gymnasiums or exercise rooms. Many YMCA's have a swimming pool too. For a yearly fee, people can have access to a wide range of physical fitness.

Daycare and preschool is also offered at the YMCA. Many children from a very young age come to the YMCA before during and after school for care. Special programs like Swim to Survive, where students in grade 3 learn the essential swimming skills, are run and paid for by the YMCA. The YMCA is a family place that accommodates people of all needs, so that they may have fun.

Come to the Library

Instructions:

Sometimes children are unwilling to come to the library. Design a poster below in the box that would promote your local library. Make sure you include what children can do at the library and why they should come.

