



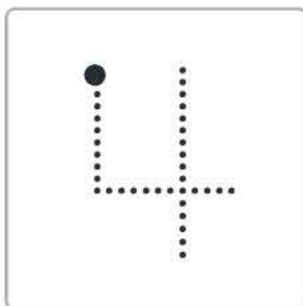
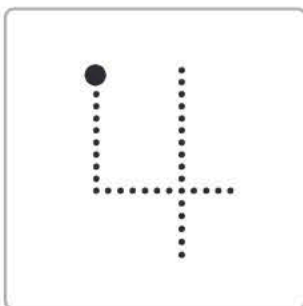
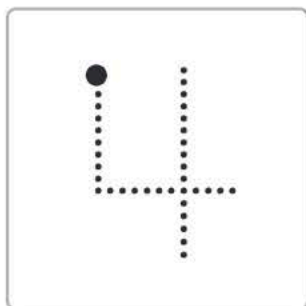
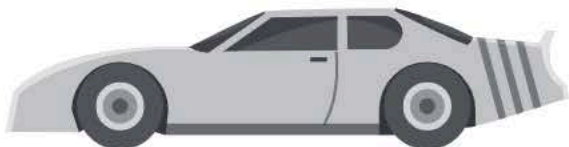
Exercise 2A Count and Write (2)

I. Count and write.


(a)



(b)



2. Count and write.

















	•	•	•
•	•	•	•

3. Color to show how many. Write.

					•
					five

2.


How many  ?

How many  ?

How many  ?


How many  ?

3. Count.
Color ○ to show how many.




○	○	○	○	○
○	○	○	○	○

4. Count and write.



6	•		
---	---	--	--

2. Circle 6.




3. Circle 7.



4. Circle 9.



5. Circle 10.



2. Count and write.

(a)



(b)



(c)

