



Review Program for Reading,
Math, and Language Arts

OCEAN EXPEDITION

For 2nd Grade Going into 3rd



... CONTENTS ...

Letter to the Parents	v
Travel Notes	vi
Station Stops	vii
Help Your Child Read Independently	viii
Weekly Stations	
Week One.....	1
Week Two.....	13
Week Three.....	25
Week Four.....	37
Week Five.....	49
Week Six.....	61
Week Seven.....	73
Week Eight.....	85
Week Nine.....	97
Week Ten.....	109
Award Certificate	121
Answer Pages	123





Travel Notes



Itinerary

Schedule a time for your child's practice each day. Having a consistent time set aside will help your child remember to do the activities. Each day's two-page assignment should take approximately fifteen minutes.



Luggage

*Provide adequate supplies. To complete the activities, your child will need a pencil, a sixteen-count box of crayons, and, of course, his **Vacation Stations** book. Additional writing and drawing paper will allow your child to extend the activities provided in his book. Store the supplies in a specific place, such as a desk or box that can be easily moved.*



Destination

Designate a place for your child to work. Having a specific place will provide consistency and will encourage your child to stay focused as he practices each day. If possible, choose a location away from distractions.



Travel Agent

Oversee your child's work. Some activities will be easy; others may provide a challenge. Suggest ways to complete difficult sections and encourage your child to try everything. Allow him to use the answers provided in the back of the book to self-check his work. Help him make corrections to reinforce the skills he practiced.



Travel Log

Direct your child to record his progress. A chart provided at the beginning of each week helps your child see his successful completion of the activities. In addition, a log is provided to encourage independent reading.

Station Stops

▶ As your child “travels” to each station, he will practice specific skills.

Fact Harbor

▶ Reviews addition, subtraction, and multiplication facts. The number and design of the equations is appropriate to the level of the child.

MATH FUNCTIONS

▶ Focuses on computation and place-value skills. The computation activities are kept short to encourage the success of every child. A few problems done correctly are more effective than many problems done carelessly. Word problems are also part of this station.

Math Beacon

▶ Reviews the many other concepts in mathematics. Both metric and customary measurement standards are reinforced. Also, time, money, fractions, graphs, and geometry are included as part of this station.

▶ Each week includes two reading selections with questions. These selections reinforce the book’s theme and provide questions to encourage higher thinking skills. In addition to these pages, other stations also review reading and language arts skills.

READING OUTPOST

▶ Includes a variety of reading concepts. Comprehension and vocabulary are the main focus of most of the sections of this station.

Word Wayside

▶ Reviews phonics and word analysis skills. Prefixes, suffixes, and syllabication are also part of this station.

Writer’s Nook

▶ Encourages your child to write. Composition is an important skill. Each week your child is given an idea for writing. Though space to write is provided in the book, paper should be available to encourage further writing.

STUDY SKILL HEADQUARTERS

▶ Reinforces the basic skills needed for gathering information. Alphabetizing, using reference materials, applying map skills, following directions, and classifying are a few of the concepts reviewed at this station.

LANGUAGE LODGE

▶ Reviews grammar and sentence constructions. A review of the parts of speech, capitalization, punctuation, parts of a sentence, and kinds of sentences makes up this station.

EDITOR’S LOOKOUT

▶ Reinforces proofreading skills. Incorrectly written sentences provide a challenging exercise in catching and correcting grammar and spelling errors in written work.

STATION BREAK

▶ Provides a good finish for the week by giving your child an activity that is lighter and more entertaining.

PROGRESS

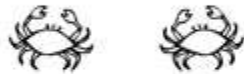
Week One

PAGES

Circle a  for every page completed.

Parent's
Initials

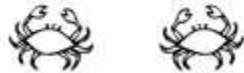
DAY 1



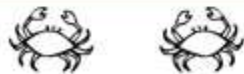
DAY 2



DAY 3



DAY 4



DAY 5



READING

Color a  for every 10 minutes of reading you do.

DAY 1	DAY 2	DAY 3	DAY 4	DAY 5
				
				
				



Week One

Fact Harbor

Solve the facts.

$$\begin{array}{r} 3 \\ +3 \\ \hline \end{array}$$

$$\begin{array}{r} 0 \\ +4 \\ \hline \end{array}$$

$$\begin{array}{r} 1 \\ +3 \\ \hline \end{array}$$

$$\begin{array}{r} 4 \\ +3 \\ \hline \end{array}$$

$$\begin{array}{r} 5 \\ +4 \\ \hline \end{array}$$

$$\begin{array}{r} 4 \\ +6 \\ \hline \end{array}$$

$$\begin{array}{r} 5 \\ +2 \\ \hline \end{array}$$

$$\begin{array}{r} 3 \\ +7 \\ \hline \end{array}$$

$$\begin{array}{r} 4 \\ +1 \\ \hline \end{array}$$

$$\begin{array}{r} 5 \\ +3 \\ \hline \end{array}$$

$$\begin{array}{r} 3 \\ +2 \\ \hline \end{array}$$

$$\begin{array}{r} 4 \\ +4 \\ \hline \end{array}$$

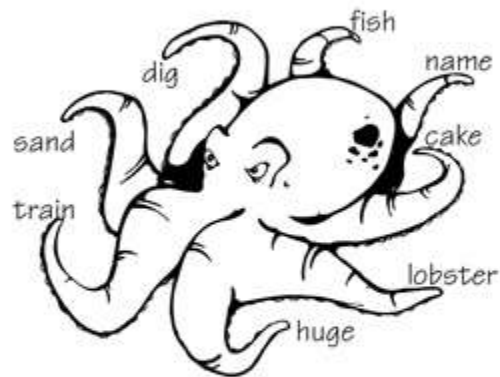

$$\begin{array}{r} 5 \\ +7 \\ \hline \end{array}$$

$$\begin{array}{r} 3 \\ +9 \\ \hline \end{array}$$

$$\begin{array}{r} 4 \\ +9 \\ \hline \end{array}$$

Word Wayside

Circle the words with the short vowel sound.



Math Beacon

Draw hands on the clocks to show the correct time.



7:25



8:00



10:30



2:45



11:00



1:50



4:30



Circle the word that best completes the sentence.

1. The bug **bite** **bit** Chad's hand.
2. Randall **blow** **blew** out the candles on his birthday cake.
3. The strong wind **shook** **shake** many limbs from the tree.
4. Dad **given** **gave** money to help the missionary.
5. All the food had to be **throw** **thrown** in the garbage.
6. Matthew **chosen** **chose** a new book to read.
7. Tamara had **wrote** **written** all the words on her paper.
8. Darren **strike** **struck** at the ball three times.

Week One

Lifesaving Stations

"Ship aground!" A call went out from the lifesaving station. Men quickly launched a boat to save the ship's crew. Soon the rough waves would pound to pieces the ship stuck in the sand. Slowly each person onboard was brought safely to shore. For the lifesaving station, it was another successful rescue.

In 1848 the United States set up lifesaving stations along the coasts. The stations were built in areas where few people lived. At first, local people helped at the stations. The work was dangerous. Sometimes the crews worked in the dark. Often they worked in storms.

Later, full-time crews manned the stations. These crews drilled daily. They were ready to rescue people from ships that ran aground. They saved many lives because of their hard work. In the early 1900s, the Coast Guard replaced the lifesaving stations.



Answer the questions.

1. What would the waves do to a stranded ship?

2. Why was lifesaving work dangerous?

3. What finally replaced the lifesaving stations?

4. What skills do you think you would have needed to be a good lifesaver at a station?

Math Beacon


Color the correct oval. Remember that a paper clip is about one gram and a large book is about one kilogram.



- more than one gram
 less than one gram



- more than one kilogram
 less than one kilogram



- more than one gram
 less than one gram



- more than one kilogram
 less than one kilogram

EDITOR'S LOOKOUT

You are the editor. Rewrite the sentences using correct capitalization, punctuation, and spelling. There are 11 corrections.

1. becky and i built a sandcastle.

2. what day comes after wednesday

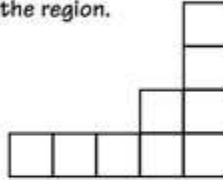
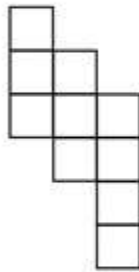

3. bill had his brithday in february.

4. what gift did joel get from Aunt Lou

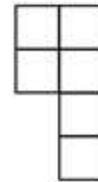
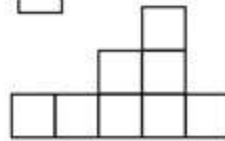

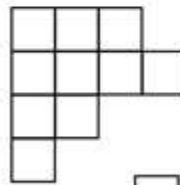
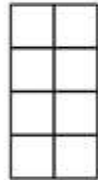

Week One

Math Beacon

Find the area of each region. Use the key to color the region.



Square units	Colors
5	Green
6	Yellow
8	Red
9	Blue
10	Orange
12	Brown



READING OUTPOST

Circle the two synonyms (words that mean the same) in each set of words.

middle
down
center

tiny
small
speak

talk
sing
speak

start
begin
finish

chilly
shiny
cold

quietly
softly
loudly

quick
sick
ill

goodbye
hello
farewell

run
say
tell

close
open
shut

toss
throw
unlock

remember
remain
stay

MATH JUNCTION

Solve the problems. Check the answers with addition.

$$\begin{array}{r} 59 \\ - 37 \\ \hline \end{array}$$

Check

$$\begin{array}{r} 45 \\ - 13 \\ \hline \end{array}$$

Check

$$\begin{array}{r} 95 \\ - 23 \\ \hline \end{array}$$

Check

$$\begin{array}{r} 72 \\ - 42 \\ \hline \end{array}$$

Check

$$\begin{array}{r} 25 \\ - 12 \\ \hline \end{array}$$

Check

$$\begin{array}{r} 36 \\ - 14 \\ \hline \end{array}$$

Check

Word Wayside

Read the word. Color the correct number of syllables.

1 2 3 lighthouse

1 2 3 begins

1 2 3 shore

1 2 3 raccoon

1 2 3 fisherman

1 2 3 seaweed

1 2 3 seagull

1 2 3 sailboat

1 2 3 pelican

1 2 3 shiniest



1 2 3 swimmer

1 2 3 crab

1 2 3 starfish

1 2 3 tiny

1 2 3 jellyfish

1 2 3 napped

1 2 3 shore

1 2 3 seahorse

1 2 3 sandpiper

1 2 3 swim

Week One

Surprise Wave

Lauren stared at the waves. She had never been to the ocean before, and she was so excited she could hardly wait to get into the water. "Can I wade in the water, Dad?" Lauren asked.

"Sure, but watch out for the big waves."

Lauren splashed for several minutes in the shallow water. She was having so much fun she didn't realize that the waves had become bigger.

Lauren turned around just in time to see a huge wave towering above her. Splash! She was lifted off her feet and tumbled every which way. When at last she came to rest on the sand, she was soaked and gasping for breath.

"Lauren, are you okay?" her father asked.

Still shocked, Lauren shook her head and giggled. "I forgot I was in the ocean. Our pool doesn't have waves!"



Answer the questions.

1. Why was Lauren so excited?

2. What happened while Lauren splashed in the shallow water?

3. How is the ocean different from a pool?

4. What would you have done if you had been knocked over by a wave?

MATH JUNCTION

Write the number of the hundreds, tens, and ones.

437	_____ Hundreds	_____ Tens	_____ Ones
291	_____ Hundreds	_____ Tens	_____ Ones
165	_____ Hundreds	_____ Tens	_____ Ones
874	_____ Hundreds	_____ Tens	_____ Ones
350	_____ Hundreds	_____ Tens	_____ Ones
71	_____ Hundreds	_____ Tens	_____ Ones
609	_____ Hundreds	_____ Tens	_____ Ones
717	_____ Hundreds	_____ Tens	_____ Ones

STUDY SKILL HEADQUARTERS

Use the map and compass rose to fill in the correct directions in the blanks.

- Oregon is _____ of Idaho.
- Washington is _____ of Oregon.
- Wyoming is _____ of Idaho.
- Colorado is _____ of Utah.
- Wyoming is _____ of Montana.
- Idaho is _____ of Nevada.
- The Pacific Ocean is _____ of California.



Week One

MATH JUNCTION

Write an equation for each word problem. Solve the problem and label the answer.

Michelle baked 110 cookies. Diana baked 105 cookies. How many cookies did they bake in all?	Work Space	Mr. Martin caught a 110-pound fish. Mr. Wynn caught a 132-pound fish. How many more pounds did Mr. Wynn's fish weigh than Mr. Martin's?	Work Space
Lee rode 125 miles to the ocean. Daryl rode 210 miles to the ocean. How many miles did Lee and Daryl ride altogether?	Work Space	Mark collected 112 shells at the beach. Johann collected 125 shells. How many shells did the boys collect altogether?	Work Space

STUDY SKILL

HEADQUARTERS


Write a number on each bubble to show alphabetical order.

- goldfish
- knapsack
- jellyfish
- doghouse

- helper
- paddle
- canoe
- oyster

- seashell
- crab
- pray
- July


- swim
- yellow
- boat
- Luke



LANGUAGE
LODGE

Read each sentence. Add the correct punctuation (., ?, or !) to each sentence.

1. The Finley family will drive to the beach
2. How exciting the drive will be
3. Colleen and Dennis make sandwiches to take with them
4. The food is put in a picnic basket
5. Mr. Finley puts gasoline in the car
6. Is everyone ready to go now
7. Grab your things and hurry to the car
8. The Finleys find the perfect place for their picnic
9. Where is the picnic basket
10. Oh no, it is sitting on the table at home
11. What a picnic



Writer's Nook

Finish writing the story.

As the wave went out, Alex saw something on the sand.

Could it be a _____



Week
1

STATION BREAK

Circle the things that are wrong with the picture.

