

## ENGAGE

### Two Sides Game

Direct attention to **Worktext page 1** to introduce the unit topics. Read aloud the headings. Explain that these titles represent the truths the students will learn about in Bible 1.

Use Instructional Aid 1 to familiarize the students with the topics they will learn about.

Guide a **discussion** of the Bible Truths introduction to help the students understand why the Bible Truths are important.

**What are some reasons that you think it is important to study Bible Truths?**

Explain that we study these Bible Truths so we can know who God is



1

and be right with Him. But if we stop studying truths about God from the Bible, then we forget Him and how He tells us to live.

## INSTRUCT

### Story of Judges 2

Summarize **Judges 2:6–12** to emphasize the importance of remembering God.

Joshua led the people of God, the Israelites, into the land God had promised to give them.

The people who went in with Joshua served the Lord. But then Joshua died (**Judges 2:6–9**).

The people did not know God or what God did for them (**Judges 2:10**). God was the God of the people

of Israel, but they no longer knew much about Him. They forgot that God spoke to their parents and grandparents long ago. They forgot that God brought them out of slavery in the land of Egypt. They began to live like God was not there.

The Israelites did evil and worshiped idols, which are images or statues. They did this because they did not know God or what He had done for them (**Judges 2:11–12**).

## APPLY

Guide a **discussion** to help the students recognize the importance of learning Bible Truths.

Explain that it is important to learn about God and His world. We call the

## Why should I study Bible Truths?

**I should study Bible Truths to help me be right with God.**

### Objectives (Lessons 1–3)

- Identify the source for the Bible Truths.
- Explain why the Bible is the truth.
- Explain why Bible Truths are necessary for life.

### Teacher Resources

- Worktext pages 1–6
- Instructional Aid 1: *Two Sides Game*

### Materials

- Seven building blocks for each student

things we learn about God and His world Bible Truths. Bible Truths come from God's Word, the Bible.

Joshua was a man of God. He led God's people into a special land. God's people were the Israelites. Joshua led the Israelites into the land God promised to give them.

Explain that Joshua had told the Israelites to keep God's Word in their hearts so they would remember God. But when they stopped learning truths about God, they did not remember what God told them.

Encourage the students to learn the Bible Truths so they can know truths about God from the Bible and know how to be right with Him.

For more resources to enhance the lesson visit [TeacherToolsOnline.com](http://TeacherToolsOnline.com).

## ENGAGE

Guide a **discussion** about the story of King Josiah to help the students connect personally with Josiah.

Ask volunteers to tell how old they are now and how many years it will be before they are eight years old.

Explain that King Josiah, the king we are learning about today, became king of the Israelites in Judah when he was eight years old.

What do you think it would be like to be a king when you are eight years old? Answers may include scary, difficult, or fun.

## INSTRUCT

### Josiah Obeyed God's Word

2 Kings 22-23; 2 Chronicles 34

Throughout the retellings of the stories in Bible 1, there are suggestions for the teacher to read Scripture. The goal of these suggestions is to show students that the accounts come from the Bible. This practice models dependence on the Word of God for knowing, loving, and obeying God.


Retell the **story** of Josiah to show why a person needs the Bible to live for God.

Josiah's father, King Amon, led God's people to worship statues, called idols (2 Kings 21:19-26). The people worshiped many idols. When King Amon was killed, Josiah became king when he was eight years old (2 Kings 22:1-2).

Read **2 Kings 22:2** aloud to evaluate King Josiah's relationship with God.

How did Josiah behave when he became king? He did what was right in the eyes of the Lord.

Josiah decided to seek God when he was sixteen years old (2 Chronicles 34:3). He tried to be right with God and worship God in the



right way.

Direct attention to the **picture** on pages 2-3. Ask the students who they think the person is who is kneeling with the crown in his hand.

At the age of twenty, Josiah began to take down the idols his father had set up. He destroyed idols that people worshiped and the places where they made offerings to their idols (2 Chronicles 34:4-7).


The temple began to fall apart and needed to be repaired. For many years, the temple was not well cared for. The temple was God's house, the place where God's people worshiped God. Because Josiah cared about God, he wanted to fix God's house (2 Chronicles 34:8-13; 2 Kings 22:3-7). So a little later, Josiah began to repair

the temple.

Conclude the story with the following **climax and resolution** to emphasize the importance of God's law.

While some of the workers were repairing the temple, they found something very special. They found the Book of the Law. This is what we now know as the book of Deuteronomy from the Bible. When they read the Book of the Law to Josiah, he realized that he and his people were disobeying God in many ways. This book said God would punish His people if they disobeyed Him (2 Chronicles 34:14-28; 2 Kings 22:8-20).

Guide a **visual analysis** of pages 2-3 to help the students recognize Josiah's



**Why should you study Bible Truths?**

**I should study Bible Truths to help me be right with God.**

**APPLY**

Teach the conclusion of the story of Josiah to show the importance of Bible truths.

Explain that Josiah tried to follow God when he was young. But it was not until he heard God's Word that he realized what was right and wrong. The truth comes from God's Word, and it teaches people how to be right with God.

Read Worktext page 2 to summarize the teaching for the students.

Invite students to develop a list of ways they can show that they value the truth of God's Word. Review the list with them as they build it.

Read **Romans 7:7** to reinforce that the law reveals our sin.

What do you learn about when you read God's law? **I learn what sin is.**

What helped Josiah realize who God is and what His rules are? **the Bible**

response to the reading of the Book of the Law.

What is being read to King Josiah? **the Book of the Law (Deuteronomy)**

What emotion does Josiah show on his face? **sadness**

The gear indicates a higher-order question. These questions are based on information gathered from the text but require some analysis, synthesis, or evaluation of the text. Supply prompts or background as needed to guide students to the answer.

Why do you think King Josiah is sad? **In the Book of the Law, God promised to punish His people if they break His law or worship other gods. Josiah realized that he and the people of Israel were breaking many of God's rules.**

The Book of the Law showed Josiah who God is and what His rules are. The Book of the Law is the truth. It always says what is right.

So Josiah called all the people of Israel together and read the Book of the Law to them. They all agreed to serve God according to His law (2 Chronicles 34:29-35:19; 2 Kings 23:1-27).

Josiah realized that there were still more idols in the temple. There were idols in other places that he had not yet destroyed. There were workers in the temple who were not obeying God. All Israel had stopped the celebrations called feasts that God had given them. These feasts were supposed to remind the Israelites of all that God had done for them.

## ENGAGE

### Building Foundations

Engage the students in a **building block** activity to illustrate the importance of a foundation of Bible truth.

- Distribute seven building blocks to each student to illustrate the truth.
- Instruct the students to build a tower that is as strong as possible and is at least three blocks high.
- Guide an evaluation of which structures were the strongest. Conclude that creating a strong foundation (four blocks on the bottom, arranged as a square) creates a stronger structure.

What do the blocks on the top need to stay up there? They need other blocks to hold them up. They need a strong foundation.

Compare the activity to the Bible Truths the students will learn this year. Explain that the truths they learn are like building blocks at the bottom of the structure. The Bible Truths will help the students understand the other truths in the Bible.

## INSTRUCT

### Truth Talk

Guide a **visual analysis** of the page to emphasize the importance of Bible Truths for life.

1. Bible Truths help me study God in a planned way.

Encourage the students that, as they learn each Bible Truth, they will be better prepared to learn other Bible Truths throughout the year. It is like one block stacking on top of another.

What is the girl doing with her father in the first picture on the page? **studying the Bible**

Invite a student to tell where to find and learn truth. Point out that when we study Bible Truths we prepare ourselves

## Truth Talk

1. Bible Truths help me study God in a planned way.
2. Bible Truths help me remember truths about God.
3. Bible Truths teach me about my need for God's salvation.
4. Bible Truths help me talk to others about God.
5. Bible Truths teach me how to live for God's glory.



## Bible Living

Bible Truths help me know how to be right with God.

to better understand God.

2. Bible Truths help me remember truths about God.

Point out that the Bible Truths the students will learn teach big truths. There are many verses in the Bible about God. The Bible Truths help us remember important ideas about God, the Bible, and living for God.

What are the children doing in the second picture on the page? **They are studying or reading the Bible together.**

Bible Truths will teach you things about God that you never knew before. Those children are like our class. We will study Bible Truths together to learn about God.

3. Bible Truths teach me about my need for God's salvation.

What are the children doing in the third

picture on the page? **They are praying.**

Bible Truths also show us how much we need God and the salvation He offers. Bible Truths show us how good God is. They show us how sinful we are. They teach us about the love of God for us in Jesus Christ who died for us.

4. Bible Truths help me talk to others about God.

When we learn about God, we can then tell others about God.

Read **Acts 8:4**. Point out that God plans for His people to tell others about God wherever they go.

Point out the children on the playground.

Where can you tell others about God? **Answers may include the playground, at home, with friends.**

## Why should you study Bible Truths?

I should study Bible Truths to help me be right with God.

Name \_\_\_\_\_

LESSON 3  
WORKTEXT PAGES 4-6

Circle the correct picture.

1. Where do Bible Truths come from?



Circle the correct answer.

2. The Bible is from **God** people .

3. God always tells fairy tales **the truth** .

4. The first thing I need to do to be right with

God is to **trust** obey Jesus for salvation.

5. Bible Truths teach me how to live for God's glory.

Explain that Bible Truths teach us how to live for God. Adults and children are often sinful and live for themselves. The Bible Truths teach us that we should live for God and show Him that we love Him.

Read **John 14:15**.

What did Jesus say we will do if we love Him? We will obey Him.

### APPLY

#### Bible Living

Direct attention to the Bible Living image. Ask a volunteer to read aloud the sentence.

Guide a **discussion** to point students

to their need for salvation. Remind the students that Bible Truths help us know how to be right with God.

What are some things the Bible tells us we should not do? **lie, steal, disobey**

What are some things the Bible tells us we should do? **obey parents, be kind, share, ask for forgiveness**

What is the first thing God wants you to do? Elicit the need to obey God's command to trust in Jesus for salvation from their sins.

Explain that the students will grow in their relationship with Christ by obeying. Obeying shows that you love God.

### ASSESS

Guide completion of Worktext pages 5-6.

Circle the correct answer.

5. Bible Truths help me study God in a  planned  fast way.

6. Bible Truths help me  run  talk to others about God.

7. Bible Truths teach me about my need for God's  salvation  anger.


8. Bible Truths teach me how to  live  pray for God.

© 2014 by Living Word Ministries, Inc.

# Biblical Worldview

## God's Big Story

Did God make everything?  
Are you in God's story?  
Who are you in God's story?  
Is God's story true?



7

LESSON 4

WORKTEXT PAGES 7-8

## God's Big Story!

### Objectives

- Define the term *worldview*.
- Summarize the true big story.
- State all six biblical worldview shaping themes.

### Terms

- **Creation:** everything God made
- **Fall:** the moment sin entered the world
- **Redemption:** God fixing our world

dirt, dogs, cats, houses, buildings

What are some things you have seen in the sky? sun, clouds, birds, airplanes, hills

Which of these things were created by God? all things

Remind the students that God created men and women with the skill to make things. But everything they make, like houses and buildings and airplanes, are made from things God already created.

What about the "big story" we talked about? Did God create that story too? yes

God even created the story we live in. This is the beginning of the story: God's **Creation**. He made everything perfect.

Explain that the middle of the story is called the **Fall**. That is the part when Adam sinned. It ruined everything in creation, and everyone is sinful now.

Are you in God's story? yes

Help the students understand that we all sinned with Adam, but God is making everything right again. Point out that the students are in the part of the story where God is making everything right again. It takes time, and not everything is the way it should be yet. But one day God will come again and finish fixing the world.

Point out that the part of the story

## ENGAGE

### God's Big Story

Guide a **visual analysis** of the art on Worktext page 7 to help students analyze the different parts of the big story.

What is the beginning of the story? Answers may include people and animals, Adam and Eve, the Creation.

What is the middle of the story? Answers may include Adam and Eve sinned. There are problems.

What is the end of the story? Answers may include the cross, Jesus, Jesus' death, Jesus' resurrection.

If the students do not arrive at Creation and Adam and Eve, ask the following questions:

What is the story about? **Creation**

Who is the story about? **Adam and Eve**

Explain that the story has a beginning, middle, and end. The beginning is Creation. This means God made everything. Here we see how things should be. Then in the middle we see when sin entered the world. This is the Fall. Sin made things all wrong. At the end, we have Jesus taking sin away. We call this God's Redemption. This is how God fixes our world.

## INSTRUCT

Guide a **discussion** about the questions on Worktext page 7 to help students think about God's big story.

What are some things you see when you play outside? grass, squirrels, trees,



LESSON 4  
WORKTEXT PAGES 7-8

where God finishes fixing the world is the end of the story. We call this fixing us and the world God's **Redemption**.

Explain that there are lots of stories today. You might watch stories on TV or read them in books. Lots of stories are for fun.

Invite students to identify some stories that are just for fun.

Are all those stories true? **no**

What about God's story? Is it true? **yes**

Explain that God's big story in the Bible is not like stories that are just for fun. God's big story, found in the Bible, is true. It is happening right now! And you are in it. God's big story is how a person ought to see the world. We can understand our world because we know about God's big story. When we see our world as God's big story, we are seeing the right way to look at the world. We call this way of looking at the world a "worldview." Only God's big story can help us have the right worldview.

### Story Questions

Introduce the six **worldview questions** to help the students state all six biblical worldview shaping themes.

1. What is the most important thing in the world? God
2. Who am I? God's creation
3. Why am I here? God's glory
4. What is wrong with the world? We disobeyed God; we call this the Fall.
5. What will fix the world? God will redeem the world.
6. What makes something right or wrong? God's commands

Mention that some words like "glory," "Fall," and "redeem" will be explained more fully later.

Practice stating together the themes with the answers to help the students remember them.

### APPLY


#### Two Groups in the Big Story

Name \_\_\_\_\_

### God's Big Story

**Circle the correct picture.**


1. What is a worldview most like?



story




song



game


**Mark the correct answer that matches the picture from God's big story.**


2. God made everything very \_\_\_\_.

good 


easy

3. Everyone \_\_\_\_ now.

prays 

sins 

4. Only \_\_\_\_ can forgive me of my sin.

God 

a pastor

Who is in God's big story?

M E

Explain that God's big story has two groups of people to help the students identify who they are in the story.

Point out that one group does not believe what God said in the Bible. Those people do not want to believe God's big story. They see the world incorrectly because they do not like God's story.

Lead a **discussion** about the second group in the story to help students realize what group they identify with.

**What about the other group? Who are they? They are the people who believe God's story.**

**Why do they believe God's story? They love God.**

**If you love God and believe His story, will you see the world in the right way or the wrong way? the right way**

**Which group pleases God? The group who believes His story and loves Him. Who are you in God's story? Answers may vary.**

A "worldview" is seeing ourselves in a big story that helps us understand our world. A "biblical worldview" is seeing yourself in God's big story.

### ASSESS

Guide completion of Worktext page 8.

Remind students that a worldview is seeing ourselves in a big story that helps us understand our world. A "biblical worldview" is seeing yourself in God's big story.

## Review

Why should you study Bible Truths?  
I should study Bible Truths to help  
me be right with God.



9

LESSON 5

WORKTEXT PAGES 9-11

Unit 1

## God

- Bible Truths 1-13
- Lessons 5-55
- Worktext pages 9-98
- Memory Verse:  
Deuteronomy 32:4

What do you see in the pictures? **the story of Creation, Fall, and Redemption**  
What part is about Creation? **Adam and Eve in the garden**

What part is about the Fall? **Adam and Eve crying and leaving the garden after they sinned**

What part of the picture is about Redemption? **the cross where Jesus died for us**

What was included in the first picture but missing in the second picture? **the Bible**

Why is the Bible important to the picture? **The Bible shows that the story of the Creation, Fall, and Redemption is real and actually comes from God's Word; it is not a made up story.**

### The Bible's Big Story

Guide a **review** of God's big story to help students state all six biblical worldview shaping themes.

What is the most important thing in the world? **God**

Who am I? **God's creation**

Why am I here? **God's glory**

What is wrong with the world? **We disobeyed God; we call this the Fall.**

What will fix the world? **God will redeem the world.**

What makes something right or wrong? **God's commands**

## ENGAGE

### Bible Truth Introduction

Review the Bible Truth Introduction and the Biblical Worldview Introduction with the visuals on Worktext page 9.

Guide a **visual analysis** of the photos to review Lessons 1-3.

What does the first picture help me see? **Bible Truths help me learn about God in a planned way.**

What does the second picture teach? **Bible Truths help me remember truths about God.**

What does the third picture teach me? **Bible Truths help me understand my need for God's salvation.**

What does the last picture help me understand? **Bible Truths help me talk to others about God.**

What can I learn from all four pictures? **Bible Truths teach me how to live for God's glory.**

Why should I study Bible Truths? **Bible Truths help me be right with God.**

Guide a **visual analysis** of the art on Worktext page 9 to review Lesson 4.

Remind the students that the story represented has a beginning (Creation), when God made everything. It was very good. The middle (the Fall) is when sin made things all wrong. The end (Redemption) is where Jesus takes sins away and fixes the world.

What are the parts of every story? **beginning, middle, and end**

Guide a **pre-assessment** discussion to see what students understand about God.

Several possible answers that children may give are listed below.

**Who is God?** Creator, Father, Jesus, Holy Spirit

**What is God like?** big, strong, powerful, everywhere, invisible, loving

**How do we know God is real?** answers to prayer, someone had to make all things

## INSTRUCT

Explain with **direct instruction** about evidence for God to help students understand God's revelation of Himself.

People all over the world believe there is a God. They don't all know the name of the true God or His Son Jesus, and have not heard of the Holy Spirit. Many have never read a Bible, but they know there is a God. God created every person with the knowledge that there is a God. John 1:9 tells us that every person is born with an understanding of God in his mind.

God has revealed Himself in other ways too. Romans 2:14-15 teaches us that God has given to everyone the knowledge of right and wrong. Also, whether or not people know about the true God, there are people all over the world who know if something is right or wrong. All people know you should not hurt other people. People know they should not steal from others. Children know they should obey their fathers and mothers. People everywhere know certain things are right and certain things are wrong.

Have you noticed that, when you do wrong, something inside tells you it was wrong? Why would that be? God made our conscience work that way. When we turn away from what is right and do wrong, our conscience reminds us that it is wrong. When we do what is right, we feel at ease on the inside. Why

# God

## No one else is like God.

Deuteronomy 32:4

is this? Our conscience is at rest because we've done the right thing. God gave all people a conscience.

God has also revealed that He is real through His creation of the universe. Psalm 19 tells us that heaven itself tells the glory of God. Have you looked into the night sky and tried to count the stars? There are too many to count. The sky is so big you can't even see everything that is there. Where did it all come from? The Bible says God created it all from nothing. He just spoke and created everything (Genesis 1). No one else could do that and no one else will ever do it again. Only God is so powerful.

Because God has revealed Himself in so many ways, many of the languages in the world have a name

for God or a word that means God. God has touched the mind and heart of everyone, and everyone knows that God is real. In this unit, you will learn wonderful things about God, the one who created all things and created people to become His children.

No one else is like God!

Introduce the unit memory verse:  
**Deuteronomy 32:4.**

Guide a **discussion** of Deuteronomy 32:4 to help students see the description of God in this verse. Read the verse to the students.

Guide the students in supporting yes or no responses with evidence from the text.



What does the memory verse say God is like? **He is like a rock.**

What are rocks like? **They are hard and strong; they can hold our weight.**

Do rocks change from day to day? **No, they stay the same.**

If you stand on a rock, will you sink into it? **No, it will always support me.**

What do the things we know about rocks tell us about God? **He is strong, steady, and able to support us.**

What does this verse tell us about God? **He is perfect, right, and faithful. He does not sin.**