



What do people need to be happy?

Objectives

- 1-2.1 Describe the one who delights in God's teaching.
- 1-2.2 Summarize the promise to those who delight in God's teaching.
- 1-2.3 Recall why God created people. [BWS](#)

Biblical Worldview Shaping

- **Purpose** (explain): God made people for the purpose of glorifying God. (1-2.3)

Resources

- Instructional Aid 1: Two Sides Game

Materials

- Healthy plant

Term

- glorify: to show greatness

ENGAGE

Two Sides Game

Direct the **Two Sides** game using Instructional Aid 1 to help introduce the unit topics of the Bible Truths.

Read aloud the headings. Explain that these titles represent the truths the students will learn about in Bible 2. Introduce and lead the game.

Good Growth

Guide a **demonstration** to show how delighting in God's teaching leads to healthy growth.

Display a plant. Show how the plant is growing well and is healthy.

How can you tell that the plant is growing well? Answers may include that the plant has flowers, has tall branches, or is bright green.

What do you think helps the plant grow well like this? It is well-watered and gets air and light.

Elicit that the plant looks healthy.

Guide a **discussion** about what people need to live a good life. What do people need in order to live a good life? Should they be healthy and strong? What do people need to be happy? Explain that this is not only talking about our bodies. It is also about our spirits and how happy or sad we are.

INSTRUCT

Growing Happy People

Guide a **visual analysis** of the children planting a tree to introduce the metaphor from Psalm 1.

What are the children doing in the picture? **planting a tree**


What do you notice about where they are planting the tree? **They are planting it near the river.**

What else tells you this is a good place for planting and growing? **The other trees near the water appear strong and healthy.**

What did the children need to avoid in order to help the new tree grow well? **planting the tree in a dry place or too close to bigger plants**

Explain that where a tree is planted makes a big difference in how well the tree grows. Plants need certain things and need to stay away from other things. People are like that too. Psalm 1 tells us what a person needs to grow well.

Guide the reading of page 3 to relate the Psalm 1 metaphor to the students.



Guide a **discussion** about Psalm 1 to identify the promise to those who listen to God's teaching.

What does Psalm 1 tell us to avoid? **listening to sinful people**

Where is God's teaching found? **in the Bible**

What does Psalm 1 promise to the one who listens to God's teaching? **happiness or blessedness**

What does Psalm 1 compare the happy person to? **a tree planted by a stream**

The word translated "blessed" in most translations of Psalm 1:1 is plural and could be translated "many blessings." It is synonymous with *prosper*. The Worktext renders the word as "happy," but this rendering

should be understood in the fullest sense of contentment in God's blessings rather than a temporary emotion.

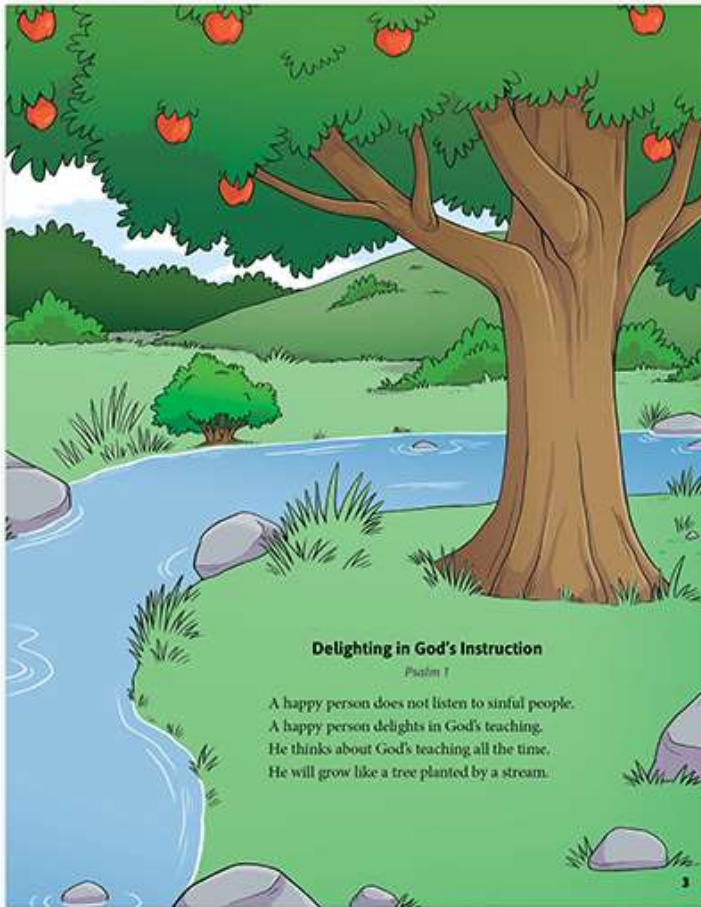
APPLY

Delighting in God's Instruction

Guide a **discussion** to apply Psalm 1 by emphasizing the importance of delighting in God's teaching.

Ask volunteers to share some of their favorite things and how they like to enjoy (delight in) them.

What does Psalm 1 say that the happy person delights in? **God's teaching; the Bible**



Delighting in God's Instruction

Psalm 1

A happy person does not listen to sinful people.
A happy person delights in God's teaching.
He thinks about God's teaching all the time.
He will grow like a tree planted by a stream.

Explain that in this Bible class students will have an opportunity to delight in God's teaching.

What are some ways that you can delight in God's teaching during Bible class?
listen carefully, write down answers, learn verses, and tell others about what I learned

Point out that God will help the students delight more and more in God's Word as they learn in class and delight in God's teaching on their own.

Review of Bible Truths 1–4

Objectives

- 3.1 Recall Review for Understanding Bible Truths 1–4.
- 3.2 Explain Review for Understanding Bible Truths 1–4.
- 3.3 Apply Review for Understanding Bible Truths 1–4.
- 3.4 Recite Bible Truths 1–4.

Resources

- Songs: Bible Truths 1–4
- Instructional Aid 2: Review Stations Game

Memory Verse

- Isaiah 44:6

INSTRUCT

Psalm 1

Guide the reading of the Psalm 1 paraphrase on page 8.

What does the happy person do?
delights in God's teaching

What does Psalm 1 compare the happy person to? a healthy tree

Guide a drawing activity to recall the reason for learning Bible Truths in Bible 2.

Instruct students to draw a healthy tree near a river. This drawing should represent a person who takes time to delight in God's teaching. Invite students to share their drawings and discuss the significance for the different elements they included.

Purpose of Glorifying God

Guide a turn-and-talk to review the biblical worldview teaching that the main purpose for people on this earth is to glorify God.

Direct students to discuss the following question together: What is the main purpose of humans, and how does the picture show this purpose?

Elicit that the main purpose of humans is to glorify God. The picture shows that people should start with the priority

Review

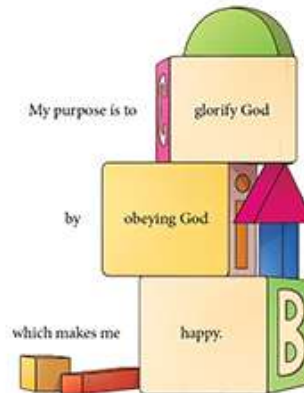
Psalm 1

A happy person does not listen to sinful people.
A happy person delights in God's teaching.
He thinks about God's teaching all the time.
He will grow like a tree planted by a stream.



Why was I created?

- To be happy?
- To obey God?
- To glorify God?



of glorifying God. People glorify God by obeying Him. Obeying God leads to happiness. This is not a passing happiness like getting a Christmas present. It's a true happiness that comes from a right relationship with God.

Review for Understanding

• **Who made you?**
God made me.

Since God made people, He also owns them.
God made us. We should live for Him.

• **What else did God make?**
God made all things.

God made everything out of nothing.
Everything belongs to God.

• **Why did God make you and all things?**
God made me and all things for His own glory.

God made creation for Himself. God shows His greatness through all that He has made.

• **How can you glorify God?**
I can glorify God by loving Him and obeying His commandments.

Loving God means wanting to know and please Him. Love for God leads to obeying Him. Our obedience and love show how great God is.

• Introduced in Bible 1

9

Review for Understanding (Bible Truths 1–4)

Bible Truths reviewed in Lessons 3 and 4 are from Bible 1. This review is intended as a review of last year's content to lead into the Bible Truths in Bible 2.

Guide the reading of the Bible Truths and the explanations to familiarize students with the meanings.

Guide a **discussion** of the Bible Truths and the corresponding information to review instruction from Bible 1 (page 9).

1. Who made you?
God made me.

Explain that God made people. If God made us, then He also owns us and gets to decide what we should do.

If an artist makes a sculpture, who gets to decide what is done with the sculpture?
the artist

Explain that if all people belong to God, then they should live for Him. Just like the artist decides what happens with his sculpture, God decides what happens with His creations. We should cheerfully live for Him.

2. What else did God make?
God made all things.

Point out that God did not just make people. He also made all things. Before God made the world we see around us, there was nothing. God made everything from nothing.

What kinds of ingredients do you need to make a cake? **flour, eggs, milk, water, sugar**

If you had no ingredients, could you make a cake? **no**

Who made the ingredients we use to make cakes? **God**

God made everything from nothing. He made everything from nothing by speaking. Just by using His voice, God made everything we see. God is the only one who can do that because He is the only true God.

3. Why did God make you and all things?

God made me and all things for His own glory.

Explain that to glorify something is to show how great it is. To glorify God is to show how great He is. Everything that God made shouts His greatness.

Who do people admire when they look at a beautiful painting? **the artist**

How is the artist's glory shown in the painting? **The artist shows his great skills in the beauty of the painting.**

How did God show His own glory when He made all things? **He showed the greatness of His power, wisdom, and creativity.**

When God made everything, He made it all for Himself. He made it to show His own glory.

4. How can you glorify God?

I can glorify God by loving Him and obeying His commandments.

Explain that we can glorify God in specific ways. We glorify Him by loving Him.

How do you show that you love someone? **by doing things for that person; by getting to know him; by doing what pleases him**

Point out that we love God when we try to know Him and please Him.

How do we get to know God? **by reading the Bible or listening to preaching**
How can we please God? **by obeying what He says in the Bible**

Point out that people cannot please God in their sin. People must put their trust in Jesus Christ for forgiveness, or their good works are still sinful (Jeremiah 17:9). Christians should obey God to please Him, not to be forgiven of sin.

Lessons 3

Worktext Pages 6–10

APPLY

Loving God

Guide a **quick write** to allow students to list one thing they will do in obedience to God's Word today.

Since some students at this age have not put their trust in Jesus Christ for salvation, share your testimony. Use Explaining the Gospel in the back of this book for students who would like to talk to God about repenting of sin and trusting in Christ for salvation. Follow your school's policy for dealing with students who indicate a desire to trust in Christ.

ASSESS

Review Stations

Use Instructional Aid 2 to help students review the Bible Truths and their answers. Divide students into three groups. Direct each group to visit a station to review one-third of the Bible Truths.

Worktext page 10

Guide completion of the Worktext page.

Review for Understanding

Name _____

Mark the correct answer.

1. Where did everything come from?
 monkeys
 God
2. Who does God own?
 all people
 most people
3. How did God make all things?
 with tools
 with His voice
4. What do people use to make things?
 things God made
 nothing
5. Who did God make everything for?
 Himself
 people
6. What does *glorify* mean?
 to shout
 to show greatness
7. What does it mean to love God?
 to be unkind to other people
 to want to know and please Him
8. How can I show that I love God?
 obey God
 help God