

HANDWRITING 1

WORKTEXT
FOURTH EDITION

Contents

PreCursive Alphabet and Numbers			
Letters <i>Tt</i>	1	Letters <i>Pp</i>	21
Letters <i>Ii</i>	3	Letters <i>Cc, Kk</i>	23
Letters <i>Ss</i>	5	Letters <i>Aa</i>	25
Letters <i>Nn</i>	7	Question Mark	27
Letters <i>Ww</i>	9	Letters <i>Ll</i>	29
Letters <i>Hh</i>	11	Letters <i>Gg</i>	31
Letters <i>Dd</i>	13	Letters <i>Mm</i>	35
Letters <i>Ee</i>	15	Letters <i>Oo</i>	37
Letters <i>Bb</i>	17	Numbers 0, 1, 2	39
Letters <i>Uu</i>	19	Numbers 3, 4, 5	41
		Letters <i>Rr</i>	43
		Letters <i>Vv</i>	45
		Letters <i>Ff</i>	47
		Numbers 6, 7	49
		Letters <i>Jj</i>	51
		Letters <i>Xx</i>	53
		Letters <i>Yy, Zz</i>	55
		Letters <i>Qq</i>	57
		Numbers 8, 9	59
		Skill Practice Review	
		Words, Sentences, and Numbers	61

Letter to Parents

Dear Parent,

This year your child will use *HANDWRITING 1 Worktext, Fourth Edition*, which uses a unique style of writing developed by BJU Press. *HANDWRITING 1 Worktext* seeks to lay a foundation of writing skills on which early learning is broadened and reinforced.

The program introduces the PreCursive alphabet at the kindergarten level and continues to provide meaningful PreCursive writing activities for first grade and for the first ten weeks of second grade. Cursive is introduced in second grade and reinforced throughout the elementary grades.

PreCursive handwriting eliminates problems inherent in the formation of manuscript letters and provides an age-appropriate form of writing. Children will use a natural slant, elliptical movements, and a smooth flow of writing. Most of the letters are made with one stroke, which eliminates midletter choices and reduces reversals. Letters look enough like the print students read that they can readily make a connection between reading and writing. Most students will find it easy to accomplish the transition from PreCursive to cursive.

The alphabet that your child is learning to recognize and write is included on the back of this page for your guidance. The arrows on the letters and numbers indicate the direction and order of the strokes. After letter formations have been taught at school, your child will benefit from additional guidance at home.

Thank you for your support and help at home.

Sincerely,

Grade 1 Teacher



PreCursive Alphabet

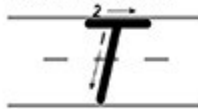
Àà Bb Cc Dd Ee Ff
Gg Hh Ii Jj Kk Ll Mm
Nn Oo Pp Qq Rr Ss Tt
Uu Vv Ww Xx Yy Zz

Numbers

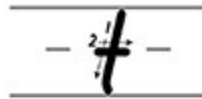
0 1 2 3 4 5 6 7 8 9

Tt Letters

Trace the letters.



1. Drop.
2. Cross.



1. Drop and curve.
2. Cross.

Trace and write the letters.



Read and trace.



ten

ten



cat

cat



pot

pot



kit

kit

Trace and write.

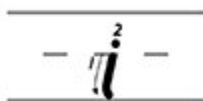


Ii Letters

Trace the letters.



1. Drop.
2. Cross.
3. Cross.



1. Drop and curve.
2. Dot.

Trace and write the letters.



Read and trace.



in
in



pin
pin



pit
pit



sit
sit

Trace and write.

I *I* - - - - -

I *I* - - - - -

i *i* - - - - -

i *i* - - - - -

it *it* - - - - -