

**Our
Great
Big
World**

Coloring Book

Illustrated by Moriah Galicinski



**NOTGRASS
HISTORY**

This coloring book reinforces and reviews what you learned in the lessons in *Our Great Big World*. It includes one coloring picture for each lesson. Feel free to look at the illustrations in the lesson to help you color accurately. Some pages give you instructions about how to color the picture. Color the rest of the picture based on what you learned in the lesson.

We encourage you to use high quality crayons or colored pencils. Place a piece of heavy paper behind the picture you are coloring to avoid getting marks on the picture behind it. Have fun coloring your way around our great big world!

Our Great Big World Coloring Book

Illustrated by Moriah Galicinski
Cover and interior design by Mary Evelyn Notgrass McCurdy

Cover Images:
St. Basil's Cathedral by Nick N A / Shutterstock.com
Kite by ILYA AKINSHIN / Shutterstock.com

First Edition. 2024 Printing.

ISBN 978-1-60999-187-6

© 2024 Notgrass History. All rights reserved.
No part of this material may be reproduced without permission from the publisher.


Printed in the United States of America



NOTGRASS
HISTORY


275 Old Gainesboro Hwy.
Cookeville, TN 38501
1-800-211-8793
notgrass.com

Lesson 1



What a great big world God made!

Lesson 22



These young students in Twashuka, Zambia, are studying hard in school. They are both wearing bright yellow shirts, which are part of their school uniform. The girl's dress is gray.

Lesson 23



This chacma baboon is making a big mess in the trash in South Africa. Yuck!

Lesson 24




This woman is taking a walk among the baobab trees on the island of Madagascar. Color her dress with bright colors. Look at the pictures in Lesson 24 for ideas on how to color the rest of the picture.

Lesson 55




Xiao Min is sitting in a field near her home in China composing a new song.

Lesson 56



This giant panda is chowing down on some green bamboo. Color his ears and eye patches black.
Color his legs, arms, and the band around his chest black also.

Lesson 57



Color the Great Wall of China gray. The trees surrounding it can be green or all the colors of autumn.