

Music is Fun!

Grade 4

Written by Linda Ann Hopley
Illustrated by S&S Learning Materials

About the author:

Linda Ann Hopley has been a piano and theory teacher for over 30 years. She has written material for music for the last ten years. She loves working with children and helping them to develop an interest and appreciation for music.

Copyright © 2010

This publication may be reproduced under licence from Access Copyright, or with the express written permission of On The Mark Press / S&S Learning Materials, or as permitted by law.

All rights are otherwise reserved, and no part of this publication may be reproduced, stored in a retrieval system, or transmitted in any form or by any means, electronic, mechanical, photocopying, scanning, recording or otherwise, except as specifically authorized. "We acknowledge the financial support of the Government of Canada through the Book Publishing Industry Development Program (BPIDP) for this project."

All Rights Reserved
Printed in Canada

Published in the United States by:
On the Mark Press
P.O. Box 433
Clayton, New York
13624
www.onthemarkpress.com

ISBN: 9781770781610 

Published in Canada by:
S&S Learning Materials
15 Dairy Avenue
Napanee, Ontario
K7R 1M4
www.sslearning.com

At Glance

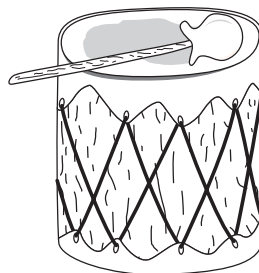
| Learning Expectations | | | | | | | | | | | | | |
|--|-------------------|-----------------------|-------------------------------|----------------------|--------------------------------|--|------------|-------------------------------------|-----------|-------------------|------------------------------------|--------------------|-----------------------------|
| | Brass Instruments | 1, 2, 3, 4 Beat Notes | The Whole Note and Whole Rest | 1, 2, 3, 4 Beat Rest | One Bar or Measure & the Staff | Bar Lines, Double Bar Lines & Repeat Signs | Tied Notes | Pitch & Bass, Alto, Tenor & Soprano | The Brace | The Composer Bach | A B C D E F G and Do to Do Singing | The Time Signature | Music Reviews, Quiz & Games |
| Understanding Concepts | | | | | | | | | | | | | |
| • Learning the difference between a note and a rest. | | • | • | | | | | | | | | | • |
| • Learning the difference in note value. | | • | | | | | | | | | | | • |
| • Learning the difference in rest value. | | | • | • | | | | | | | | | • |
| • Recognizing brass instruments and how they work. | • | | | | | | | | | | | | • |
| • Learning about signs on a staff. | | | | | • | • | • | | • | | | • | • |
| • Learning about pitch, clefs, and voicing. | • | | | | | | | • | | | • | | • |
| • Understanding time signatures. | | • | | | | | | | | | | • | • |
| • Learning the two scales. | | | | | | | | | | | • | | • |
| • Learning about a composer. | | | | | | | | | | • | | | • |
| Skills of Inquiry, Design, and Communication | | | | | | | | | | | | | |
| • Creativity | • | • | • | • | • | • | • | • | • | • | • | • | • |
| • Adding, subtracting, and multiplying. | | • | | | | | | | | | | • | • |
| • Working within a group. | • | • | | | | | | • | | | | | • |
| • Relating music to the outside world. | • | | | | | | | | • | | | | • |

Table of Contents

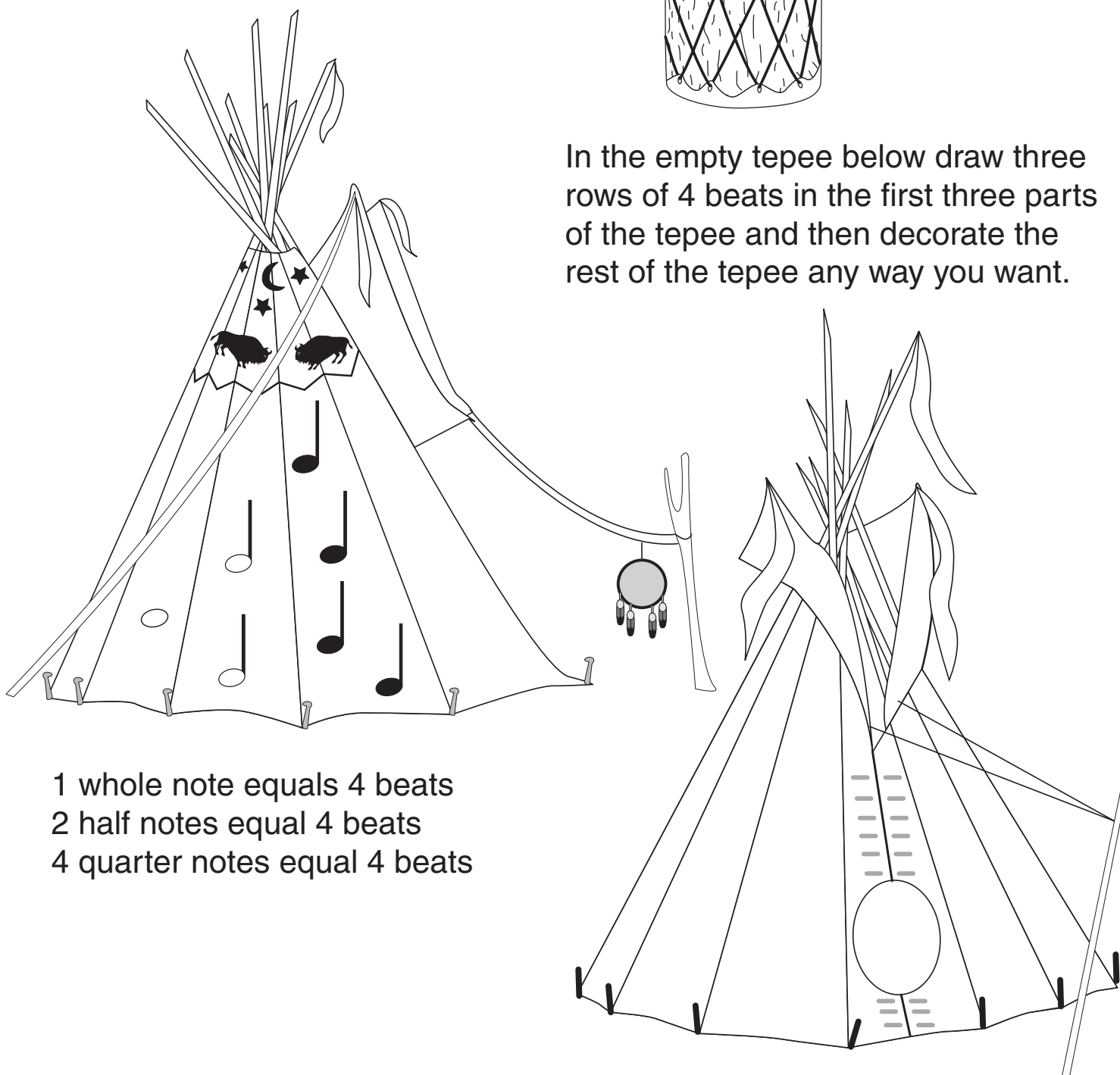
| | |
|---|----|
| At A Glance™ | 2 |
| Teacher Assessment Rubric | 4 |
| Student Self-Assessment Rubric | 5 |
| Introduction | 6 |
| Materials List | 7 |
| Teacher Suggestions | 8 |
| Music Glossary | 9 |
| The Paper Tube Horn | 12 |
| Teacher Notes - Music Incentives | 13 |
| Teacher Notes - One, two, three, and four beat notes and rests, music signs of the staff, stencils to make | 14 |
| Musical Display Sheets | 15 |
| Worksheets on Notes and Beat | 17 |
| Rhythm Exercise to Play | 22 |
| Worksheets on Music Signs | 23 |
| Stencils | 30 |
| Teacher Notes - Brass Instruments, The Two Scales, The Composer Bach and Holiday Worksheets | 31 |
| A Music Story - Saving Tillie | 32 |
| Worksheet on a Brass Instrument | 35 |
| Worksheet on Spelling Music Vocabulary | 36 |
| Two Songs on Do, Re, Mi and A, B, C | 37 |
| Reproducible Story Book - The Composer Bach and Me | 39 |
| Holiday Worksheets | 43 |
| Teacher Instructions for the Games | 48 |
| Game Cards | 50 |
| Teacher Notes - Review Worksheets, Quiz, and Review Art | 58 |
| Review Worksheets | 59 |
| Review Quiz | 61 |
| Review Art | 62 |
| Certificates | 63 |
| Answer Sheet | 64 |

The 4 Beat Tepees

One beat is like the beat of a drum.

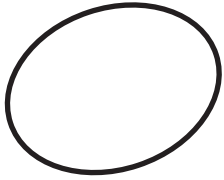


In the empty tepee below draw three rows of 4 beats in the first three parts of the tepee and then decorate the rest of the tepee any way you want.



1 whole note equals 4 beats
2 half notes equal 4 beats
4 quarter notes equal 4 beats

Whole vs. Hole



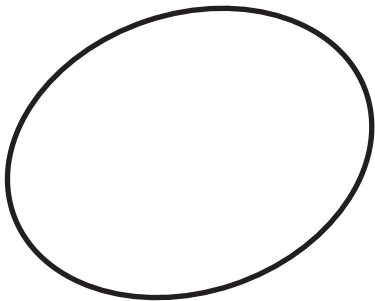
A whole note is white and won't have a stem.

The word whole means all or entire.

This is a picture of a whole pie.



Draw your favorite pie using the whole note below.



The word that stands for a hole in the ground or the hole in a tree or for a hole anywhere does not have a "w."

In the picture to the right is a hole in a tree and a hole in the ground. Draw a picture of something that could live there.



A WHOLE LOT OF FUN!

This snake has lots of whole notes on it. Count the whole notes.

How many are there? _____

How much do they add up to? _____

