

 **Read**

In this course, we will look at God's amazing creation to help you learn to write in print. The first animal we will learn about is a sloth. Sloths are either three-toed or two-toed. I love sloths because they help me remember to slow down and take my time. They are cute!

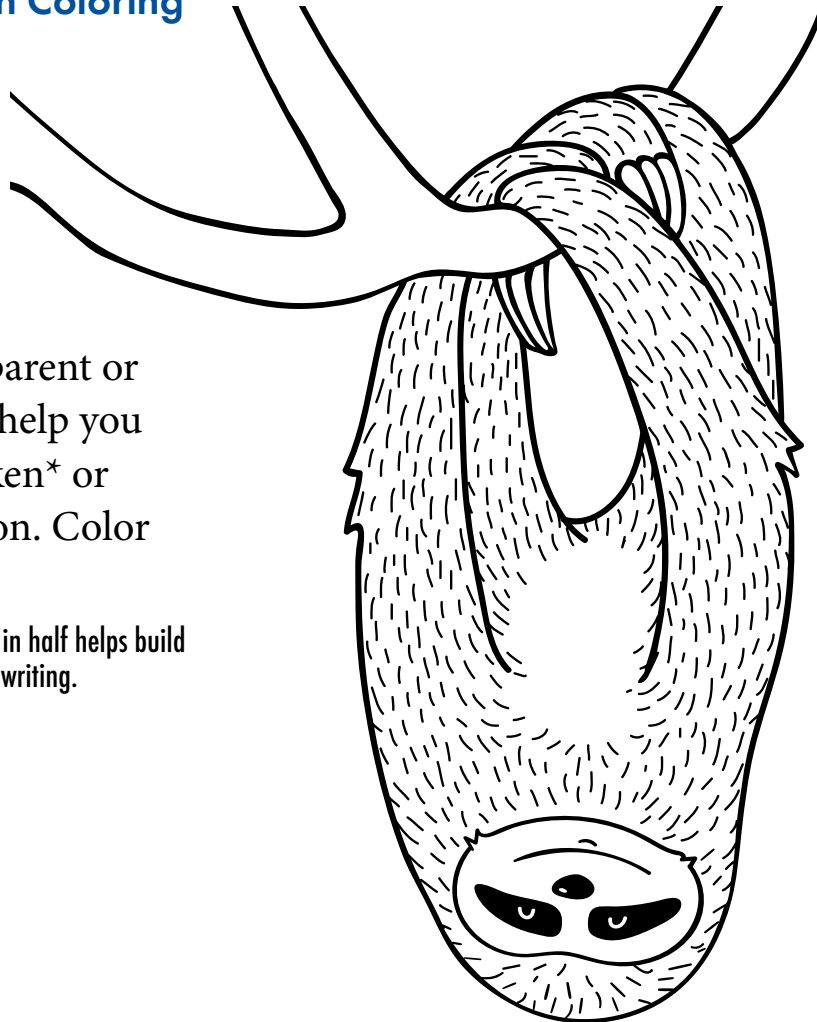
**SUPPLY LIST**

- Broken or short crayon(s)

 **Warm Up**
Sloth Coloring


Ask your parent or teacher to help you find a broken* or short crayon. Color the sloth.

*A crayon broken in half helps build hand strength for writing.




Get Ready to Write

Be sure to have your feet flat on the floor, arms resting on the table, and pencil in hand when writing or drawing. Trace the circles.






**Find****Warm Home, Strong Muscles**Circle the sloths in **orange**:**SUPPLY LIST**

- Orange crayon
- Broom handle or tree limb

A  usually lives in tropical places where it is very warm. They are good swimmers and can move quickly when they have to.

 Facts:

- A three-toed  swims three times faster than when they move on land!
- A  is super strong and can keep its hand in a grip longer than any other animal.²
- God showed His creativity when He designed the three-toed .

How many sloths did you circle **orange**? Circle the number.

1 2 3 4 5 6 7 8 9 10

Warm Up

Strong Like a Sloth

Imagine you are a sloth and use your hands as claws to grab onto a broom handle or tree limb. See if you are strong like a sloth. Hold the handle or limb out in front of you like a tree branch. How long can you hold it out?




Get Ready to Write

Trace the lines across like a broom handle or tree branch.



 **Read**

1 Peter 3:4 says, “You should clothe yourselves instead with the beauty that comes from within, the unfading beauty of a gentle and quiet spirit, which is so precious to God.”

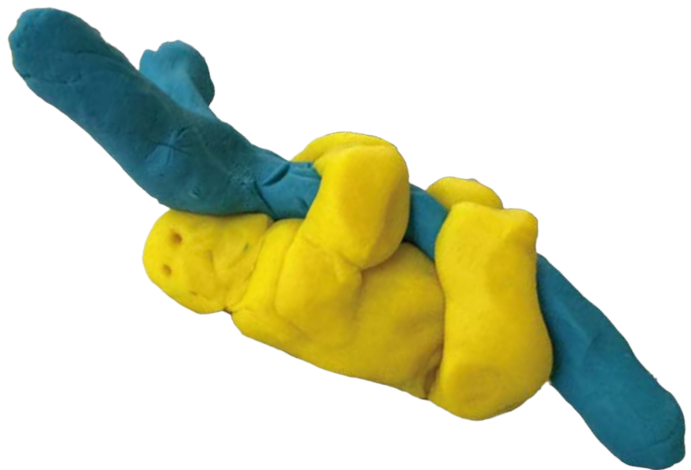
**SUPPLY LIST**

○ Playdough

When I read this verse, it reminds me of the gentle and quiet sloth. They are good at saving their energy. We can learn from the sloths by keeping ourselves gentle inside and use our energy to grow the Kingdom of God.

 **Warm Up**
Make a Sloth

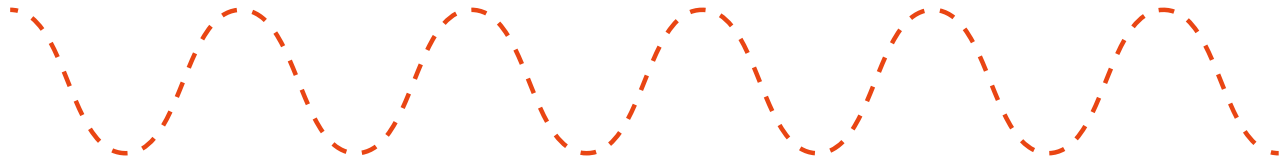
Use playdough to make a sloth in a tree.







Get Ready to Write

Trace the lines.



**Find****Hairy Sloths**Circle the sloths in **orange**:

Did you know that each  has a whole world living in their fur? God designed them so their fur would be a home to fungi, algae [al-jee], and moths!³ Scientists have learned that  hair helps fight bad things. God knew what we would need, and He provided it in His creation.

How many sloths did you circle **orange**? Circle the number.

1 2 3 4 5 6 7 8 9 10

Deuteronomy 3:24 states, “O Sovereign LORD, you have only begun to show your greatness and the strength of your hand to me, your servant. Is there any god in heaven or on earth who can perform such great and mighty deeds as you do?”


**Sovereign means more powerful than others.
(We place our hope in Sovereign God).*



Warm Up

Sloth Trace

Trace the sloth to warm up your muscles. You may also color the sloth.



Get Ready to Write

Can you draw a sloth hanging in this tree branch?

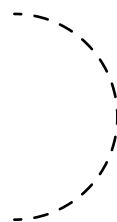
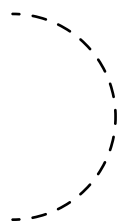
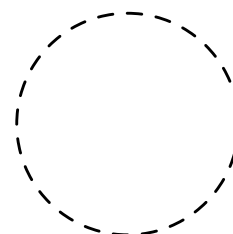
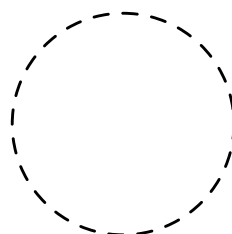
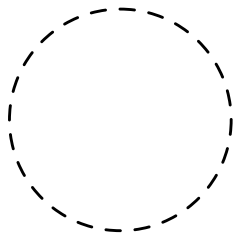
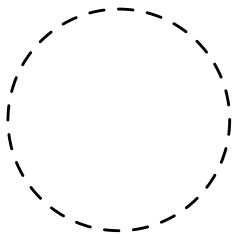




Practice

We have learned that the wonderful sloth was creatively designed by God. God designed you, too! We can be thankful for the amazing creation God has given us to enjoy.

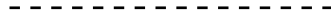
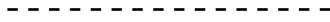
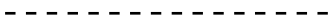


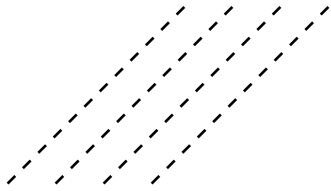
Trace the half circles and circles.





Practice

Trace the lines.



 **Read**

Macaws look as if they have been painted with bright colors. They are a kind of large parrot and are very smart birds. Their tongues are large and scaly with bones¹³ in them! Can you imagine eating with a tongue that had bones in it? God knew when He designed the macaw that they would need bones in their tongues to help them eat and break open their food. This helps when they crack open nuts to eat.

m is for

macaw

SUPPLY LIST

- Nutcracker or tongs
- Nuts or sticks

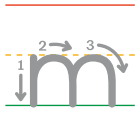
 **Warm Up**
Cracking Nuts

*If your child is allergic to nuts, please use small stick or a different object.

Tongs could be used in place of a nutcracker.

Use a nutcracker
to crack open 10 nuts.

Write Letter m



Step 1

Make a straight line down from the **yellow line** to the **green line**.

Step 2

Go back up toward the **yellow line**, but when you get close to the **yellow line**, begin to curve your line to the right and bump the **yellow line**. Then curve down to the **green line**.

Step 3

Now, go back up toward the **yellow line**, but when you get close to the **yellow line**, begin to curve your line to the right and bump the **yellow line**. Then curve down to the **green line** again.

Trace the lowercase **m**'s and then write some on your own.





Poem

Macaw, Painted by God

Circle the lowercase **m**'s in **green**:

Macaw, macaw high up in the tree,
God painted you with bold colors we see.
Your words are like a toddler child,
But you were made to fly in the wild.
As smart as a whip, you love your friends so dear,
How God made you is a mystery, that's clear.

How many lowercase **m**'s did you circle **green**? Circle the number.

1 2 3 4 5 6 7 8 9 10



SUPPLY LIST

- Crayons
- Watercolors
- Paintbrush

Warm Up

Painted Macaws

Turn to page 387 to find the macaw. Use watercolors and a paintbrush to paint the macaw.



Write Letter m



Step 1

Make a straight line down from the **yellow line** to the **green line**.

Step 2

Go back up toward the **yellow line**, but when you get close to the **yellow line**, begin to curve your line to the right and bump the **yellow line**. Then curve down to the **green line**.

Step 3

Now, go back up toward the **yellow line**, but when you get close to the **yellow line**, begin to curve your line to the right and bump the **yellow line**. Then curve down to the **green line** again.

Trace the lowercase **m**'s and then write some on your own.



 **Read**

Honeybees are helpful. Did you know people found honey in the tombs in Egypt? The honey has been there for thousands of years, and it is still good. Honey is for food and health benefits.

Honeybees help gather nectar from flowers and turn it into honey. Honey can help stop swelling, fight off tiny germs that might make you sick, and keep your body protected.

h is for

honeybee

SUPPLY LIST Finger paints

Even John the Baptist ate locusts and honey while in the wilderness (Matthew 3). God gives us what we need to survive and be healthy. He is a good Father who provides for His children.





Warm Up

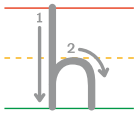
Beehive Fingerprints

Turn to make 389 to find the beehive. Make fingerprint bees for your hive.



Write Letter h

Lowercase **h** is like a letter **n** with a longer stem.



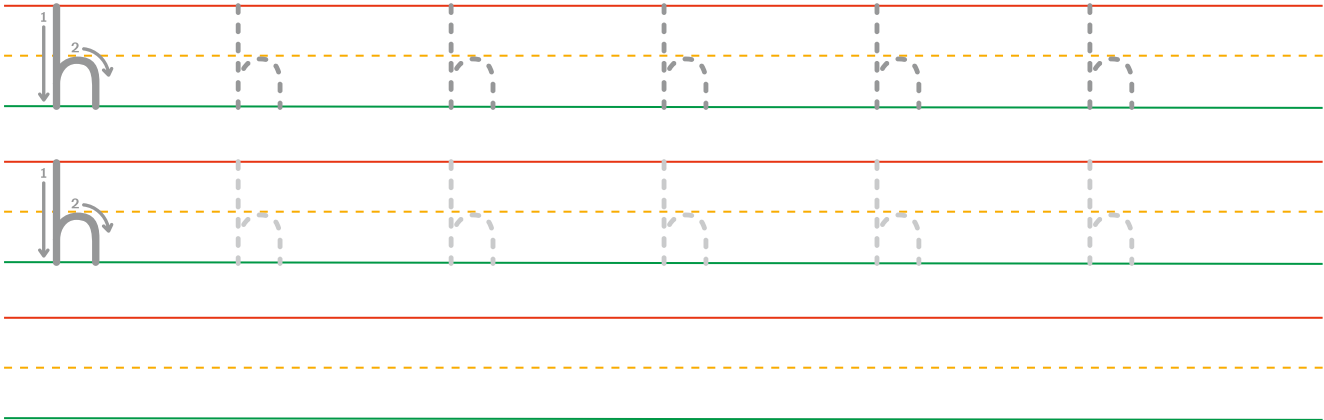
Step 1

Make a straight line down from the **red line** to the **green line**.

Step 2

Go back up toward the **yellow line**, but when you get close to the yellow line, begin to curve your line to the right to bump the **yellow line** and down to the **green line**.

Trace the lowercase **h**'s and then write some on your own.



**Buzz, Buzz!**

Circle the lowercase **h**'s in **green**:

**SUPPLY LIST** Crayons

Do you remember how I told you that we care for honeybees and wildlife on our family farm? My brother also has honeybees. He collects and sells the honey. He also makes natural products from honey that are good for us. Honey contains many vitamins and minerals.

How many lowercase **h**'s did you circle **green**? Circle the number.

1 2 3 4 5 6 7 8 9 10


Honeybees all have a job. Some are called drones. The queen's job is to only lay eggs. Worker bees are all female and do most of the work. The buzz sound at the hive is from the honeybee wings flapping 11,400 times a minute.¹⁴ Honeybees are the only insects to produce food eaten by humans. Honeybees help show us how God provides.



Warm Up

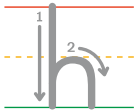
Hive of a Maze

Complete the maze to help the honeybee get to the honeycomb.



Write Letter h

Lowercase **h** is like a letter **n** with a longer stem.



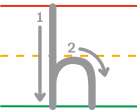
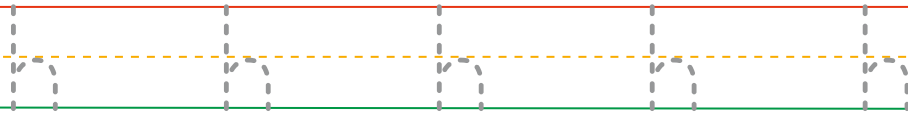
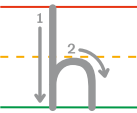
Step 1

Make a straight line down from the **red line** to the **green line**.

Step 2

Go back up toward the **yellow line**, but when you get close to the yellow line, begin to curve your line to the right to bump the **yellow line** and down to the **green line**.

Trace the lowercase **h**'s and then write some on your own.



Name _____

Lesson 8
Exercise 5
Day 40



Practice

Trace the letters and then write some on your own.

Tracing practice for the letter 'm'. The first row shows a solid 'm' with stroke order arrows (1: down, 2: up-right, 3: up-left) followed by four dashed 'm's for tracing. Below are four sets of handwriting lines (red top, yellow dashed middle, green bottom) for independent practice.



Tracing practice for the letter 'h'. On the left are three illustrations of bees. The first row shows a solid 'h' with stroke order arrows (1: down, 2: up-right) followed by three dashed 'h's for tracing. Below are four sets of handwriting lines (red top, yellow dashed middle, green bottom) for independent practice.



Practice

Trace the words and then write some on your own.

Cam Cam

goose goose

rain rain

egg egg

her her

m is for

macaw






The bald eagle lives only in North America. It is famous as the symbol of the United States. People also call it the fish eagle because it loves eating fish. It is smart and can catch fish from the water or take them from other birds. The bald eagle also eats other birds, small animals, and leftover, or old, food. God's design in the eagle is amazing.

B is for

Bald
eagle

**SUPPLY LIST**

○ Playdough

Isaiah 40:31 says, **But those who trust in the LORD will find new strength. They will soar high on wings like eagles. They will run and not grow weary. They will walk and not faint.**

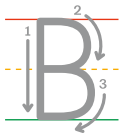
 A blue circular icon containing a white globe symbol, followed by the words "Warm Up" in a bold, blue, sans-serif font.

Warm Up

Mighty Talons

Bald eagles have large talons, or sharp claws. This helps them grab their food. Make 10 balls of playdough. Use your hands as claws to pick up the balls of playdough. Does it stay in the shape of a ball or get squished?

Write Letter B



Step 1

Start at the **red line** and make a line straight down to the **green line**.

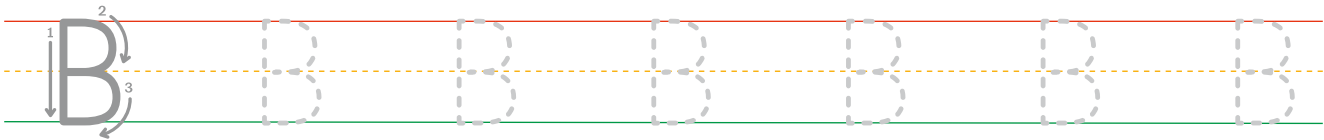
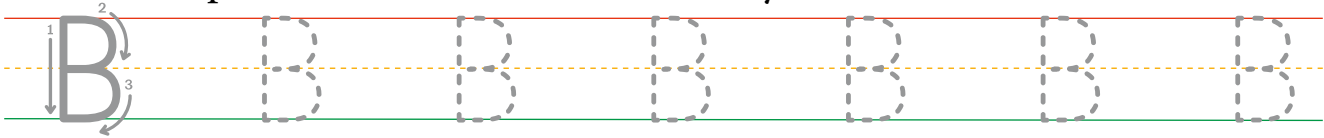
Step 2

Go back up to the **red line** and curve around to the **yellow line** as you bump the straight line you drew.

Step 3

Then, bounce off of it as you curve around and bump the **green line** to connect to the straight line you drew.

Trace the capital **B**'s and then write some on your own.



Is it at your command that the eagle rises to the heights to make its nest? Job 39:27





Eagle Eyes

Circle the capital **B**'s in **red**:

Bald eagles can fly as fast as 30 miles per hour and dive at 200 miles per hour.³² Baby eagles start to learn how to fly when they are three months old.

Bald eagles build their nests high up in trees and on the mountains to keep their babies safe. God gave them amazing eyes. When they are way up in the sky, they can see a rabbit on the ground!



SUPPLY LIST

- Crayons
- Colored pencils

How many capital **B**'s did you circle **red**? Circle the number.

1 2 3 4 5 6 7 8 9 10

Many bald eagles were getting hurt or dying. People worked together to keep eagles safe.

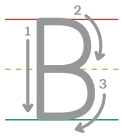
Warm Up

Help Me Grow Feathers

Young bald eagles get their white head and tail feathers when they are four to six years old. Use your pencil to draw in the feathers on the baby bald eagle.



Write Letter B



Step 1

Start at the **red line** and make a line straight down to the **green line**.

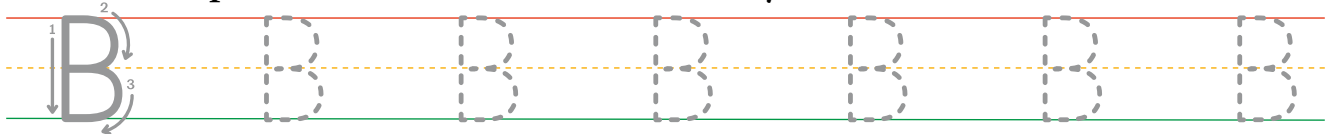
Step 2

Go back up to the **red line** and curve around to the **yellow line** as you bump the straight line you drew.

Step 3

Then, bounce off of it as you curve around and bump the **green line** to connect to the straight line you drew.

Trace the capital **B**'s and then write some on your own.



 **Read**

Raccoons are animals that come out at night. They live in many places like forests and big cities. Before it gets cold, they eat a lot to store fat to use for energy when it is too cold to find food. They sleep a lot when it gets really cold in the winter.



R is for

Raccoon

SUPPLY LIST Die or dice

Raccoons walk on all four paws. They like to eat fruits, seeds, nuts, bird eggs, and plants. In cities, they look for food in garbage cans and eat scraps of food and trash.

Raccoons can also swim and catch fish, frogs, and crayfish. We had a family of raccoons that would come on our porch to eat dog and cat food. I love watching raccoons because God made them smart and adorable.

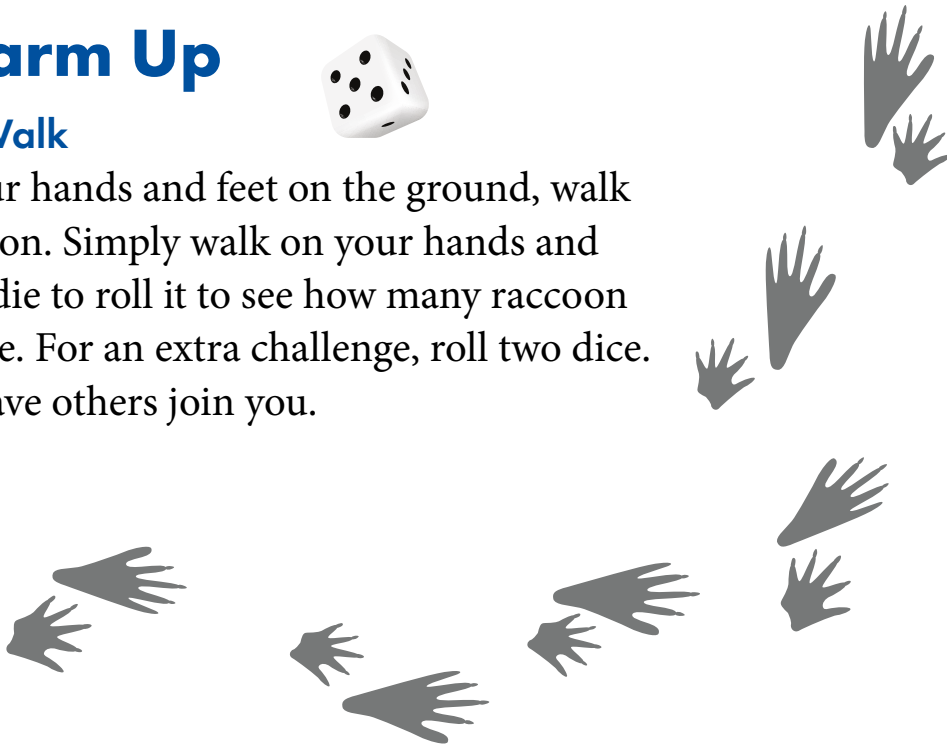
They were created to live in forests, not with people. Raccoons are not pets, and they can be dangerous if they are scared.

Warm Up



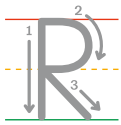
Raccoon Walk

Placing your hands and feet on the ground, walk like a raccoon. Simply walk on your hands and feet. Use a die to roll it to see how many raccoon steps to take. For an extra challenge, roll two dice. You may have others join you.



Write Letter R

To make a capital **R**, start like you made a capital **B**.



Step 1

Begin at the **red line** and make a line straight down to the **green line**.


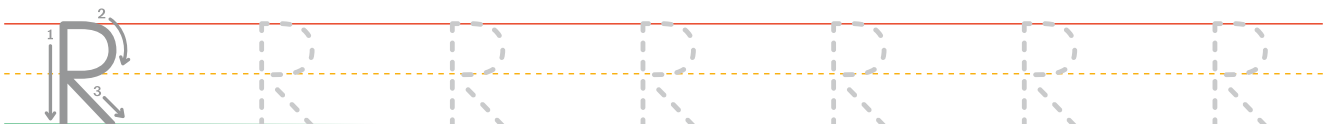
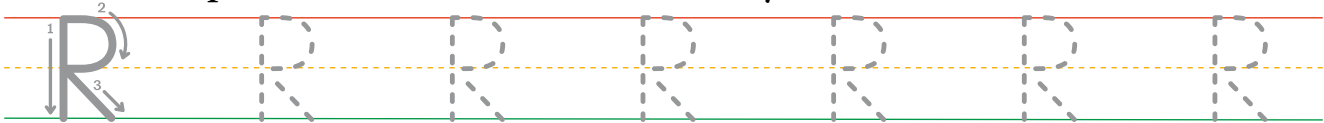
Step 2

Go back up to the **red line** and curve around to the **yellow line** as you bump the straight line you drew.

Step 3

Then, bounce off of it as you slant out and down to bump the **green line**.

Trace the capital **R**'s and then write some on your own.



**Wash Your Food**Circle the capital **R**'s in **red**:**SUPPLY LIST**

- Crayons
- Warm water
- Dish soap
- Dirty dishes
- Sponge or dishcloth

Raccoons live for one to three years in the wild. In a zoo, they can live up to 20 years. They make a lot of sounds like hissing and purring. Raccoons like to open garbage cans and coolers at campgrounds.

Raccoons sometimes look like they are washing their food when they eat, even if there is no water. I think it is amazing how God designed raccoons.

How many capital **R**'s did you circle **red**? Circle the number.

1 2 3 4 5 6 7 8 9 10

Warm Up

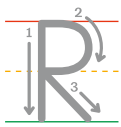
Washing

Have your parent or teacher help you wash dishes by hand. This is great for building your hand strength.



Write Letter R

To make a capital **R**, start like you made a capital **B**.



Step 1

Begin at the **red line** and make a line straight down to the **green line**.


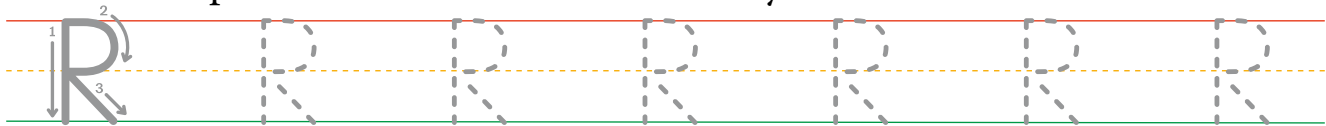
Step 2

Go back up to the **red line** and curve around to the **yellow line** as you bump the straight line you drew.

Step 3

Then, bounce off of it as you slant out and down to bump the **green line**.

Trace the capital **R**'s and then write some on your own.





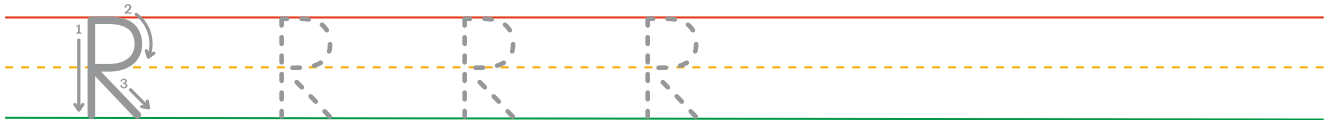
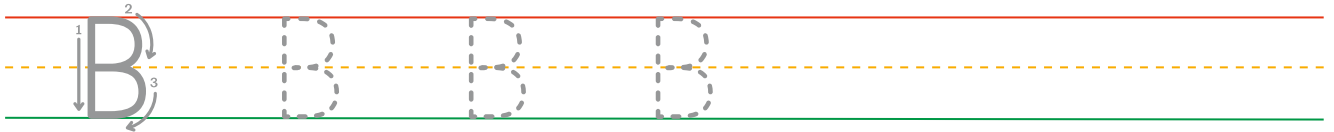
Practice

Trace the letters and then write some on your own.



B is for

Bald eagle



R is for

Raccoon



Practice

Trace the words and then write some on your own.

Brittany

Robert

eagle

soar

hands

smart

Adam

Myles

rules



Bible Time

Trace and copy the Bible verse.

You made all the

delicate, inner parts of

my body... in my

mother's womb.


Psalms 139:13



More Practice

Trace the words and write your name in the space.

God made



Ephesians 5:20 says, And give thanks for everything to God the Father in the name of our LORD Jesus Christ.

Name _____

Lesson 36
Exercise 2
Day 177



Bible Time

Trace and copy the Bible verse.

Your workmanship is

marvelous — how well

I know it.

Psalms 139:14



More Practice

Trace the words and write some on your own.

gum

people

more

name

save

eternal

shield

On the line, write something about yourself that you like.

One thing I like about
how God made me is

Name _____

Lesson 36
Exercise 3
Day 178



Bible Time

SUPPLY LIST

Playdough

Trace and copy the Bible verse.

"But blessed are those
who trust in the
LORD." Jeremiah 17:7

More Practice

The word hope is a word that describes the LORD.

Can you form the letters **H O P E** with playdough?





Bible Time

Trace and copy the Bible verse.

For God has not given

us a spirit of fear and

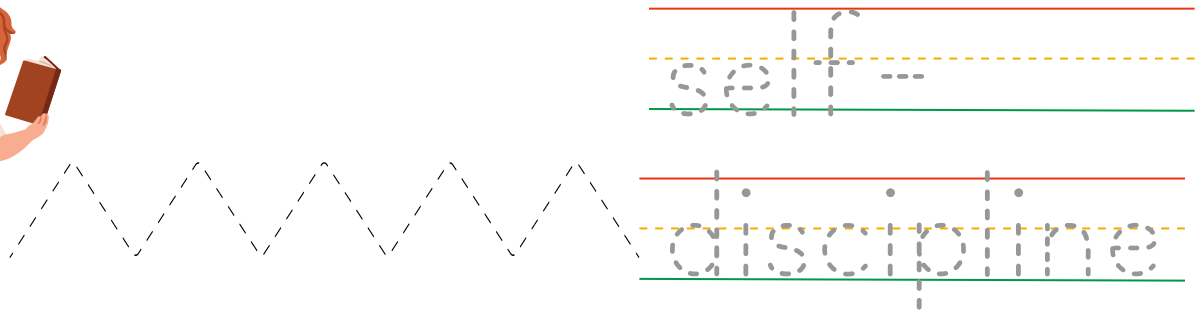
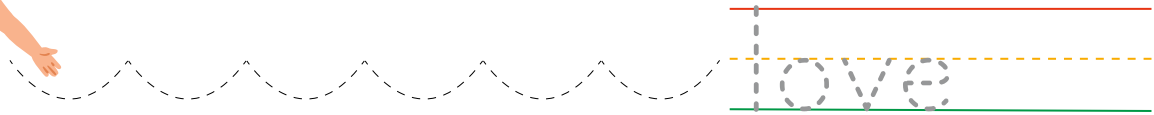
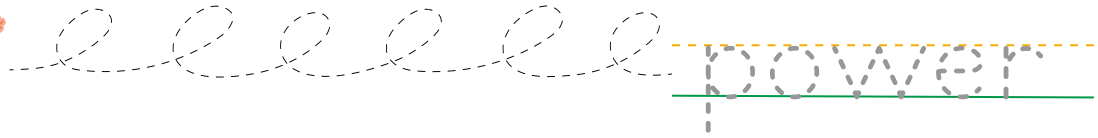
timidity.

2 Timothy 1:7



More Practice

God gives those who trust in Him power, love, and self-discipline.
Trace the line from each person to their word. Trace the words.



Name _____

Lesson 36
Exercise 5
Day 180



Bible Time

Copy the Bible verse.

For this is how God loved the world: He gave his one and only Son, so that everyone who believes in him will not perish but have eternal life. John 3:16

Handwriting practice lines consisting of multiple sets of three horizontal lines (top solid red, middle dashed yellow, bottom solid green).

 **More Practice**

God loves people in the world. Start at the arrow and complete the maze to reach the people in the middle.

