




**To parents:** Write your child's name and the date above. Line drawing exercises help your child to develop basic pencil-control skills. Have your child draw lines carefully. When your child completes each exercise, praise him or her.

- Draw a line from top to bottom connecting the two pictures.




■ Draw a line from top to bottom connecting the two pictures.



**To parents:** From this page on, your child will practice drawing curved lines that will make up letters. Encourage your child to move his or her pencil slowly along the curved path.

- Draw a line connecting each pair of pictures.



Name \_\_\_\_\_

Date \_\_\_\_\_

**To parents:** From this page on, your child will practice drawing wavy lines that will make up letters. Encourage your child to move his or her pencil slowly along the curved path.

- Draw a line connecting each pair of pictures.

