

Simply Charlotte Mason presents

THE
CHARLOTTE MASON
HANDWRITING
SERIES

SLANTED

*Cursive
Quotations*

by Sonya Shafer

VOLUME
ONE



A sense of beauty in their writing and in the lines they copy should carry them over this stage of their work with pleasure. — CHARLOTTE MASON

THE
CHARLOTTE MASON
HANDWRITING
SERIES



Practice cursive handwriting with interesting quotes!

This collection of quotations selected from favorite children's literature helps your child hone his cursive handwriting with engaging passages to write. Each passage is the appropriate length for a 5- to 10-minute lesson that reinforces best effort and full attention. The selections have been carefully chosen to give your child interesting and thought-provoking ideas to ponder while practicing handwriting.

The lay-flat binding allows both right- and left-handed children to practice cursive handwriting with comfort.

Give your child meaningful handwriting practice with *The Charlotte Mason Handwriting Series: Cursive Quotations!*

Short, effective
handwriting
lessons from
capitals to cursive



Simply
Charlotte Mason

The Charlotte Mason Handwriting Series
SLANTED CURSIVE QUOTATIONS
VOLUME 1



Slanted Cursive Quotations is part of a complete Charlotte Mason curriculum. See where this course fits in the Simply CM curriculum at simplycm.com/curriculum & QR code.

The Charlotte Mason Handwriting Series: Slanted Cursive Quotations, Volume 1
© 2025 by Simply Charlotte Mason

All rights reserved. However, we grant permission to make printed copies or use this work on multiple electronic devices for members of your immediate household. Quantity discounts are available for classroom and co-op use. Please contact us for details.

ISBN 978-1-61634-739-0 printed
ISBN 978-1-61634-740-6 electronic download

Published by
Simply Charlotte Mason, LLC
930 New Hope Road #11-892
Lawrenceville, Georgia 30045
simplycharlottesmason.com

Printed in the U.S.A.

Contents

How to Use <i>Cursive Quotations</i>	4
Cursive Alphabet	5
Lesson 1	6
Lesson 2	7
Lesson 3	8
Lesson 4	9
Lesson 5	10
Lesson 6	11
Lesson 7	12
Lesson 8	13
Lesson 9	14
Lesson 10	15
Lesson 11	16
Lesson 12	17
Lesson 13	18
Lesson 14	19
Lesson 15	20
Lesson 16	21
Lesson 17	22
Lesson 18	23
Lesson 19	24
Lesson 20	25
Lesson 21	26
Lesson 22	27
Lesson 23	28
Lesson 24	29
Lesson 25	30
Lesson 26	31
Lesson 27	32
Lesson 28	33
Lesson 29	34
Lesson 30	35
Lesson 31	36
Lesson 32	37
Lesson 33	38
Lesson 34	39
Lesson 35	40
Lesson 36	41

How to Use *Cursive Quotations*

This collection of quotations from favorite literature books is designed for students who have learned how to write cursive and would like more practice in order to read and write it fluently.

Complete one lesson per week to finish this book in a school year.

For each lesson

1. Read the sentence and enjoy how the author used language to convey his or her ideas.
2. Using your best handwriting, transcribe the sentence onto the lines below it.
3. Compare what you wrote to the original and make sure your transcription is correct.

The lessons in Volume 1 begin with 5/8-inch manuscript lines and gradually transition to regular notebook paper-size lines.

Aa Bb Cc Dd

Ee Ff Gg Hh

Ii Jj Kk Ll

Mm Nn Oo

Pp Qq Rr Ss

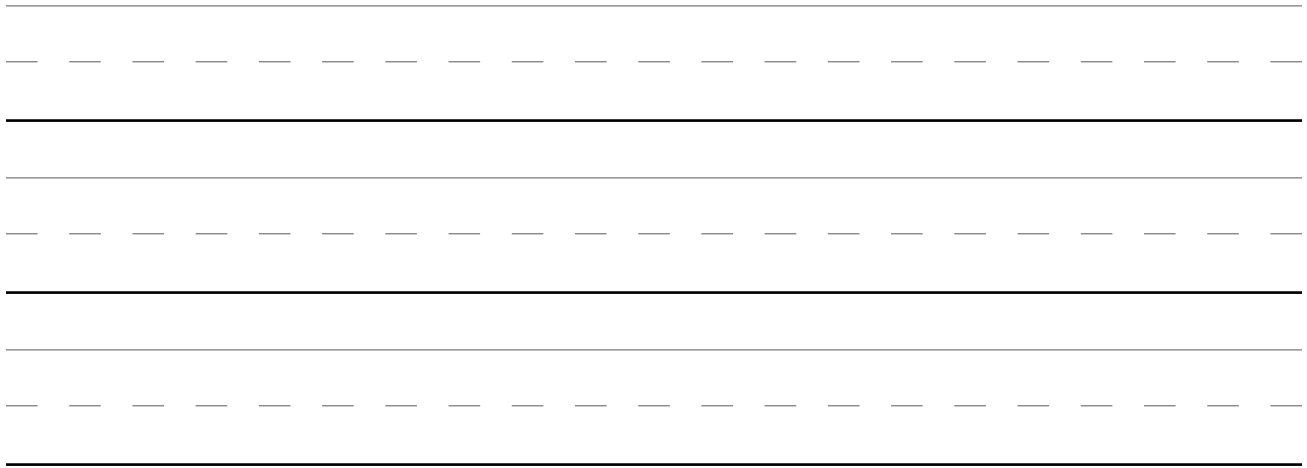
Tt Uu Vv

Ww Xx Yy Zz

The dogs loved Sarah first.

Handwriting practice lines consisting of two sets of three horizontal lines each. Each set includes a solid top line, a dashed middle line, and a solid bottom line.

*The gentleman's face lit up like
sunshine.*

The page contains four sets of handwriting practice lines. Each set consists of a solid top line, a dashed middle line, and a solid bottom line, providing a guide for letter height and placement.

*They were not railway children to
begin with.*

Handwriting practice lines consisting of four sets of three horizontal lines (top solid, middle dashed, bottom solid).