

A CREATIVE APPROACH TO THE CLASSICAL PROGYMNASMATA

# Writing Rhetoric

BOOK 7: ENCOMIUM & VITUPERATION

TEACHER'S EDITION

PAUL KORTEPETER



*Writing & Rhetoric Book 7: Encomium & Vituperation Teacher's Edition*  
© Classical Academic Press, 2016  
Version 1.0

ISBN: 978-1-60051-299-5

All rights reserved. This publication may not be reproduced, stored in a retrieval system, or transmitted, in any form or by any means, without the prior written permission of Classical Academic Press.

Classical Academic Press  
2151 Market Street  
Camp Hill, PA 17011

[www.ClassicalAcademicPress.com](http://www.ClassicalAcademicPress.com)

Series content editor: Christine Perrin  
Series editor: Gretchen Nesbit  
Illustrations: Jason Rayner  
Book design: Lenora Riley

Scripture labeled "ESV" is taken from The Holy Bible, English Standard Version® (ESV®)  
Copyright © 2001 by Crossway, a publishing ministry of Good News Publishers.  
All rights reserved. ESV Text Edition: 2007

Scripture labeled "NIV" is taken from THE HOLY BIBLE: NEW INTERNATIONAL  
VERSION®. NIV®. Copyright © 1973, 1978, 1984 by Biblica. All rights reserved  
worldwide. Scripture quoted by permission.

Scripture labeled "KJV" is taken from the Holy Bible: King James Version.

# Teaching Encomium & Vituperation

In this seventh book of the Writing & Rhetoric series, your students will be writing well-crafted, six-paragraph persuasive essays called encomium and vituperation. They are companion compositions from the ancient *progymnasmata*, and they were intended to be mirror opposites. Encomium essays celebrate the life and achievements of an individual in history. They can also be written about historical events, ideas, inventions, animals, and anything else that could be considered praiseworthy. On the other hand, vituperative essays attack the careers of unworthy individuals. They can also be condemnations of historical events, ideas, inventions, animals, and even cities and seasons. Both essays make use of a range of writing skills—the ability to inform, to describe, and to argue. They are also the perfect follow-up to the previous Writing & Rhetoric book, *Commonplace*, as they move from the general virtues and vices of a *type* of person to addressing specific character qualities of historical people. This level of specificity lends itself naturally to a first research paper, which will be taught at the end of the book and will be a biography of a famous person from the Old West or some other specific time in history.

In writing these compositions, students take another step forward toward the goal of mastering rhetoric. The readings will continue to be a foundation of pleasure and instruction, but students will again use the content of the readings to develop a persuasive essay. They will learn to create a strong thesis with support and quotations from the readings, and they will consider contrasting material in order to establish their case. In other words, all the basics are in place for creating persuasive speech or oratory, which is the goal of rhetoric.

In addition, by looking more deeply into texts, students will extend their dialogic (conversational) relationship with reading. The kinds of questions asked in the exercises in this book will lead students to consider the readings in the context of their lives.

You will find nearly every lesson organized around the chapter readings. Narration, questions for discussion, and exercises in composition all emerge within the context of the readings. We find that contextualization helps to reinforce memory and the laddering of skills.

## Unpacking *Encomium & Vituperation*

This book is divided into three major portions:

- Lessons 1 to 6—The first portion introduces the concepts of encomium and vituperation and explains how to write persuasive essays for and against specific historical figures. Each lesson develops a specific skill that is reinforced in the “Go Deeper” section. You should be able to move fairly quickly through these first six lessons.
- Lessons 7 to 12—The lessons in the second portion feature a biography or autobiography of a historical figure as well as the step-by-step prompts for writing an encomium or vituperative essay about the figure. To stretch and strengthen the process of writing and speaking, this portion of the book contains “Writing Time,” “Speak It,” and “Revise It.” These sections are explained in the following paragraphs.
- Lessons 13 and 14—The purpose of this third portion is to aid students in writing a first research paper, in this case the biography of a figure from America’s Old West or some other specific time in history.

### The Lesson Reading

Every lesson contains narratives or excerpts from various historical sources. Part of the beauty of the Writing & Rhetoric series is the fact that it uses historical narratives that are culturally

significant. When children care about historical figures and events—when they get wrapped up in the language of the narrative—their delight helps them to write more enthusiastically. Well-told stories also populate students’ minds with rich content. They get to practice skills without also having to invent content. All of the readings in the book are recorded in a downloadable MP3 file so that your students can experience the pleasure of being read to.

### **Tell It Back—Narration**

Every time students hear a reading in this book, they will also practice narrating it back, either orally or in writing. Multiple intelligences—memory, sequence, main idea—are developed by this practice. In addition to exercising their executive functions, students will continue to internalize an outline of the material. They will review and extend the skill of outlining and rediscover that they are already equipped to complete the task. Some educational models have based their entire strategy on the important skill of narration. As part of narration, students are encouraged to annotate the text for main idea, vocabulary words, questions, and points of interest. Annotation will help to make a text truly “sink into” a student’s imagination.

### **Talk About It and Speak It**

These two sections mirror our conviction that writing, speaking, and thinking are critical skills that work together. Some educators believe that difficulties with writing stem from a deeper lack of thought. These books use comprehension, reading aloud, discussion, and even oral performance as ways to help students become critical thinkers according to the way their bodies (and brains) are made. These three abilities—thinking, speaking, and writing—enlarge each other when practiced together.

### **Memoria**

In this section students will memorize a quotation related in theme to the lesson and prepare to recite it during class. Quotes, and indeed all memory work, will help students in the process of invention (or prewriting) and may be useful for reference as they write their essays. We also encourage students to keep commonplace books, or journals of thoughts and quotes, for future reference.

### **Go Deeper**

This section seeks to develop comprehension of a skill taught in a particular lesson. Students will variously examine the difference between biography and autobiography, recognize and use hyperbole, similes, and metaphors, write strong thesis statements, and practice paraphrasing. The exercises, rather than draining a reading of its delight, make the experience more vivid. They stimulate a desire to catch details that guide the student to the story’s meaning and also to the pleasure of the reading. In *Encomium & Vituperation*, these exercises also call students’ attention to elements that will help them in the writing task at hand.

### **Writing Time**

This aspect of the book is the most obvious. Each “Writing Time” section features various kinds of writing practice, from sentence play (in which students imitate sentences) to copiousness (*copia*). Copiousness is a stretching exercise that teaches students to reach for new words to express variations of the same idea. That way they can experience the joy of the abundance of language as well as of finding precise words.

In this book students will also learn to write well-crafted, six-paragraph persuasive essays that include an introduction, body paragraphs, and a conclusion. This practice includes instruction on transitions and tone. Each essay follows a clear pattern from paragraph to paragraph, and the principle of imitation is always at work.

The essays consist of the following parts: The first paragraph is an introduction. It starts with hyperbole, then introduces the thesis and uses at least two supporting arguments to strengthen and give detail to the thesis. The introductory paragraph then transitions to the first body paragraph with a

transition sentence. The second paragraph details the background of the historical figure by considering his or her ancestors (including parents), country, or education. The third paragraph considers the person's fine or poor qualities. For encomium, the student will cover personal character, abilities, or virtues. For vituperation, the student will cover personal character flaws, harmful attitudes, or vices. The fourth paragraph describes the historical figure's career. For encomium, it discusses his or her achievements or shows how the person used his or her gifts for a good cause. For vituperation, it discusses his or her lack of worthwhile achievement or shows how the person used his or her gifts for improper purposes. The fifth paragraph contrasts the person with a better or lesser person in order to heighten the praise or condemnation. The sixth paragraph is an epilogue, or conclusion, that encourages the reader to imitate or avoid the behavior of the historical person, and it also reasserts the thesis.

### **Revise It**

In this book, students will continue to critically analyze their own writing. The “Revise It” section offers students the opportunity to improve their writing, and the writing of others, by identifying the main point (the main argument), supporting it from the text, strengthening phrasing, finding grammar errors, and proofreading.

### **Historical Note**

The material covered in the Writing & Rhetoric series is loosely tied to periods in history. *Fable* and *Narrative I* borrow their stories from Greek and early Roman times. *Narrative II* picks up with the late Roman Empire, while *Chreia & Proverb* continues into the Middle Ages. *Refutation & Confirmation* moves into the experience of colonial America. In *Commonplace*, students read selected writings from late colonial America, the American Revolution, and the Federalist period. This volume, *Encomium & Vituperation*, covers many colorful personalities from the Civil War era to that of the Wild West.

The purpose of this progression is to provide rich content that helps timeline-based schools integrate history with the language arts. As one discipline reinforces the other, students will retain a powerful impression of the periods of history they study.

### **Important Notes**

#### **Flexibility is built into the program.**

We have crafted this book to be useful to students at different levels with different needs. For instance, teachers can ask their students to complete some exercises verbally instead of in writing. If, on the other hand, teachers desire more written work, they can ask students to respond to “Talk About It” questions in writing. Teachers can also have students work together to tackle parts of lessons that are difficult. Education is personal, and one size does not fit all. Please use your judgment to determine what is best for your student(s) in terms of discipline and delight.



#### **Include dramatic retelling (optional).**

This icon indicates an opportunity for students to act out a scene from a featured text. (Note that although we have highlighted specific readings that we feel would lend themselves best to dramatic retelling, you are free to practice this exercise with any reading you wish.) Without looking at the text, students can retell the narrative by performing it for their class. This type of spontaneous drama sometimes can take the place of oral narration.

Alternatively, teachers can divide actors into groups to prepare and rehearse their retelling for a more polished performance. Consider making a special event out of the performances, inviting other students and parents to come to the presentations. Sock puppets, paper dolls, costumes, or props can also be used. Students can add dialogue or description to create longer narratives. We recommend that students stick to the story's plot and characters, but develop and present them in a way that brings those elements to life.

We realize that classrooms are busy and curricular goals are widespread. Therefore, we consider the dramatic retelling exercise to be optional according to the time available for such an activity. These exercises tend to be the ones kids love and remember because they engage the mind at so many points of contact.



### **Review outlining instructions.**

This icon guides students to a section of the book that provides a rationale and a model for outlining. Outline practice in this book is based on the lesson readings and is a way of narrating or telling the stories back. Students will not outline from scratch until later in this series. This method helps familiarize students to the structure of outlines without burdening them too soon to employ rhetorical thinking.



### **Review summarization instructions.**

This icon directs students to a section of the book with some pointers on how to summarize. Here, students will learn how to shorten a lengthy paragraph into a much more succinct form. To be brief is to use words wisely. It is a way to communicate important information to the audience while showing concern for its needs (and its attention span).



### **Review memoria instructions.**

This icon guides students to a section of the book that provides full instructions for engaging in the memoria exercises. Additional suggestions for teachers are included for supporting the process of memorization.



### **Practice a rhetorical device.**

Some new rhetorical devices are introduced in this book, and others are reviewed. The formal study of rhetoric collects and draws upon these devices throughout a student's life as a writer and a speaker. We wanted to make special note of these to help you track the growing number of "tools" in your students' rhetorical "toolbox."



### **Include elocution instruction.**

This icon indicates that elocution instruction should be included with the exercise and guides you to a section of the book that provides full elocution instructions. We believe that speaking well makes students better writers and that writing well makes for better speakers. In this book, we focus on the various aspects of speaking well, which include recitations, speeches, dramatic presentation, and the sharing of student work. Your students should practice one aspect of elocution every time they do public speaking.



### **Use a recording device.**

This icon indicates that, depending on the size of the class and the availability of technology, you may want to have your student(s) record their work from the "Speak It" and sometimes the "Revise It" sections and play it back. This is an excellent way for them to hear the words and the qualities of their performances. They will learn elocution faster if they hear themselves as well as each other.

Best wishes as you embark upon this new and fascinating exercise with your students!



### **Begin prewriting.**

This icon indicates that students will be doing prewriting exercises, including creating theses, supports, and contraries.

The purpose of this lesson is to introduce the concepts of encomium and vituperation and how they can be used in a persuasive essay. In this lesson, students will practice:

- oral narration
- impromptu speaking
- distinguishing between encomium and vituperation
- critical thinking
- reviewing and recognizing theses
- classifying and categorizing



## Lesson 1 .....

# Encomium versus Vituperation

**H**ave you ever had this maddening sort of conversation?

Friend: That movie was the best!

You: Why was it the best?

Friend: 'Cause it was amazing!

You: Why was it amazing?

Friend: (shrugs) It just was. You *have* to see it!

You: What made it amazing?

Friend: I dunno. I just liked it.

You: What did you like about it?

Friend: Hmmm . . . Well, um, uh . . .

You probably have heard similar instances of people talking forcefully—using strong praise or condemnation—about all sorts of subjects. You might hear “She’s so cool, so fine, so awesome!” Or you might hear “That’s so intolerant, so hateful, so rotten!” As you listen to this type of conversation, you might realize that the speaker has passionate opinions, but not a lot of understanding. These opinions are like a big puddle. A puddle can be wide and reflect the sky and look like a lake,

but it's not very deep below the surface. In the same way, opinions can seem meaningful without being very deep.

Uninformed opinions are everywhere. All the time people go to the ballot box to vote for the next senator or mayor, and they know almost nothing about the person for whom they are voting. They vote for Candidate Happy Hoopla because they heard some bits and pieces about her in social media and formed an opinion from that. People often talk long and hard about sports, superheroes, celebrities, nutrition, love, and marriage, but have they really thought carefully about the subject? Perhaps sometimes they have, but too often people debate hot topics with more emotion than understanding.

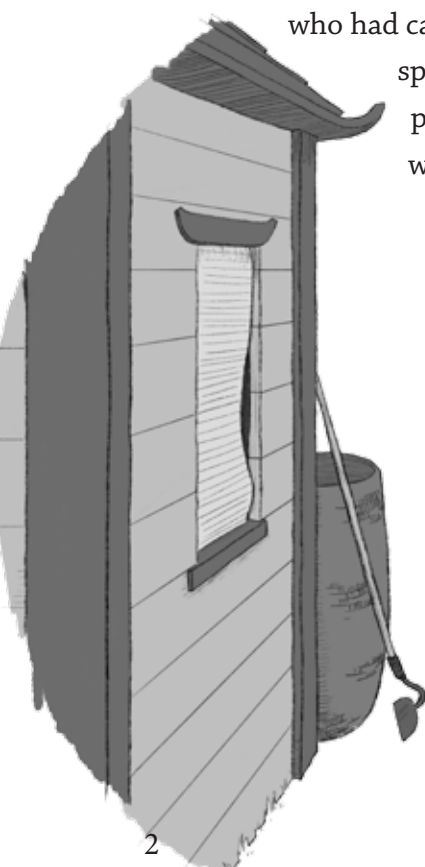
One of the purposes of this book is to help you to think more deeply about things, to be able to organize information so that you have solid ground for judgment—so that your opinions are meaningful. Why is this important? Because the world has need of thoughtful people! Only thoughtful people are able to understand this complex world, and only thoughtful people qualify to be trusted leaders in politics, education, religion, and science. There are far too many uninformed blabbermouths in the crowd. Opinions without serious understanding are not only unreliable, they can also be downright hurtful. How many times have people marched off to war or joined a rioting mob because they had passion but no serious understanding?

In this book, you will learn to make informed judgments about historical people and their actions, and you will be asked to praise and blame these individuals by sorting evidence into categories and persuasively explaining your opinion. Before you do that, take a look at a speech praising Abraham Lincoln, the sixteenth president of the United States. When Abe was shot and killed on

Good Friday, April 14, 1865, the nation reeled with shock and disbelief. This was the man who had carried the United States through the brutal Civil War and had kept it from splitting into two nations. All across the country funeral sermons were given praising the virtues of “The Great **Emancipator**.” The following address, which was delivered in the White House, is typical of the speeches that were given:

Probably no man since the days of [George] Washington was ever so deeply and firmly embedded and enshrined in the very hearts of the people as Abraham Lincoln. Nor was it a mistaken confidence and love. He deserved it well—deserved it all. He merited it by his character, by his acts, and by the whole tenor, and tone, and spirit of his life. He was simple and sincere, plain and honest, truthful and just, benevolent and kind. His perceptions were quick and clear, his judgments were calm and accurate, and his purposes were good and pure beyond a question. Always and everywhere he aimed and endeavored to *be* right and to *do* right. His integrity was thorough, all-pervading, all-controlling, and incorruptible.

—given by Dr. Phineas D. Gurley, pastor of the New York Avenue Presbyterian Church, where Lincoln attended; published in *The New York Times*, April 20, 1865



Now, you might be thinking that the speaker is really laying it on thick—and you’d be right. If he was talking about almost anyone other than Abe Lincoln, you’d probably say, “Baloney!” Actually, these words are not baloney, but rather they belong to an ancient tradition of rhetorical speech known as **encomium**. Encomium is warm, glowing praise about a specific person or thing, usually in the form of a speech or an essay. Unlike the empty praise you saw in the first example about the movie, an encomium *thoughtfully* praises a specific person or thing and uses evidence to support its positive point of view.

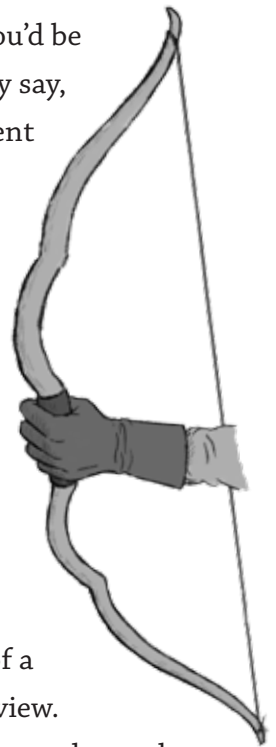
We most often hear encomia (plural for encomium) during funeral speeches or eulogies. When people are grieving for the dead, it is appropriate to remember the deceased’s good qualities and turn a blind eye to their bad. The phrase *de mortuis nil nisi bonum* warns us to “speak only good of the dead” and comes to us from the ancient Romans, which shows us that this idea is pretty old.

On the flip side of encomium is **vituperation**. Vituperation is condemnation of a specific person or thing, and it, too, uses evidence to support its negative point of view.

You may be surprised to learn that, despite the glowing words in the previous funeral speech, many people—both then and now—have spoken ill of our sixteenth president. Many people blamed him for the Civil War and for crimes committed by the Union army as it marched through the South. John Wilkes Booth, Lincoln’s assassin, called him “a greater tyrant” than Julius Caesar of Rome.<sup>1</sup> A northern newspaperman, Marcus M. Pomeroy from Wisconsin, called Lincoln “the fungus from the corrupt womb of **bigotry** and **fanaticism**” and a “worse tyrant and more inhuman butcher than has existed since the days of Nero.”<sup>2</sup>

These bitter words spoken against Lincoln, although full of condemnation, are not vituperation in the classic sense. These words are a diatribe, a rant—a heavy sledgehammer used to pound a person down. With vituperation, you should not see spit flying off the page. You should not see hanks of hair being ripped from somebody’s head. Rather, vituperation carefully uses thoughtful arguments to attack a specific person or thing. Historian Lyon Gardiner Tyler, son of President John Tyler, wrote, “I think [Lincoln] was a bad man, a man who forced the country into an unnecessary war and conducted it with great inhumanity.”<sup>3</sup> These words are much more in line with the vituperations you will be writing in this book.

Here is the reason we write vituperations rather than flinging thoughtless insults: We want to expose what is wrong while at the same time sounding reasonable ourselves. There’s nothing more off-putting than a red-eyed, spit-spewing mudslinger, even when the mudslinger is telling the truth. We want our readers to trust our opinions and to be convinced by them. We want to win them over because we believe firmly in a conclusion that we have arrived at carefully.



1. Last diary entry of John Wilkes Booth, April 22, 1865, on display at Ford’s Theatre.

2. Frank Klement, “Small-Town Editor Criticizes Lincoln: A Study in Editorial Abuse,” *Lincoln Herald* LIV (Summer 1952), pp. 30, 32.

3. Lyon G. Tyler, “The South and Secession,” *Tyler’s Quarterly Historical and Genealogical Magazine* XIII (1931–32), pp. 212–213.

To recap:

- An encomium<sup>4</sup> thoughtfully praises a specific person or thing and uses evidence to support its positive point of view.
- A vituperation<sup>5</sup> thoughtfully attacks a specific person or thing and uses evidence to support its negative point of view.

Whereas the commonplace exercises in the previous book attacked or praised general types of people—tyrants, cowards, heroes—vituperations and encomia name names. They are detailed rather than general. It’s the difference between a forest (general) and the Black Forest (specific), a city (general) and Paris (specific), or a building (general) and the Eiffel Tower (specific). Commonplace essays might, for example, examine artists broadly, while vituperation and encomium essays might attack or praise some specific artist, such as Salvador Dalí or María Izquierdo.

By writing essays that praise and blame specific people or things, we can get a clearer picture of what is praiseworthy and what is blameworthy. We want to befriend, to imitate, to follow, to cheer for, to campaign for people who are praiseworthy. We want to challenge, to oppose, to resist, to redeem, to campaign against people who are blameworthy. Encomium and vituperative essays can also be written for objects, events, and even animals. We want to enjoy, to possess, to create, to share, to celebrate things that are praiseworthy. We want to avoid, to destroy, to prevent, to fix, to warn others about things that are blameworthy. By clarifying what is praiseworthy or blameworthy, we can better figure out some of life’s confusing questions, such as: Who should my role models be? What pursuits are worthy of my time and attention? Who should I seek to spend my life with? How do I want to be remembered after I die?

Most of the supporting evidence you can use to praise or attack a person fits into common categories, such as background, fine or poor qualities, and career. You can subdivide these categories still further into ancestors (including parents), country, or education; personal character, abilities, or **virtues** or **vices**; and achievements or lack of worthwhile achievement. As you can see, a great deal about a person’s life is covered by these categories. They are the building blocks for making a case for or against the way someone from history lived his life.

Category: Background

**Subcategories:** ancestors (including parents), country, and education

Category: Fine or Poor Qualities

**Subcategories:** personal character, abilities, virtues or vices

Category: Career

**Subcategories:** achievements or lack of worthwhile achievement, gifts used for good or bad cause

---

4. The word “encomium” comes from the Greek word *enkomion*: *en*, meaning “in” and *komos* meaning “banquet, party, or parade.” *Komos* is also the root of the word “comedy.”

5. “Vituperation” comes from the Latin word *vituperationem*, which means “fault-finding,” “ridicule,” or “abusive speech.”


Do you admire someone greatly? How would you describe (or categorize) what you admire about her? Do you admire this person's physical strength? Or perhaps you admire her intelligence? Does this person defend the weak and the powerless? Did her parents provide a great example? Did her education make a worthwhile impact on her life? How does she use her wealth and her talents? On the other hand, do you disrespect someone greatly? How would you describe (or categorize) what you disrespect about her? Do you dislike the rudeness of her manners? Do you dislike this person for the way she treats other people? Do you disrespect her for using her power in harsh and cruel ways? Do you hate the harm she has caused from her greed and selfishness? Did her parents spoil her or provide a bad example? Did her education fail to give her knowledge or wisdom? These are questions that can help you to build a case for or against a person.

Encomium and vituperative essays will advance your ability to think and reason more clearly, to express your point of view more effectively, and to support your ideas with solid reasons. They will help you to understand better what you believe—writing and discussion usually do that. In addition, you will be gaining research skills as you comb through texts to find quotes and examples, which will make you a more careful, thorough person. All of this practice in reading and writing will expand your intelligence and the things you can think and talk about. That will make you a more interesting person, somebody who has sound opinions and who can make thoughtful conversation. These essays will also help you to become a more discerning person. They will help you to gain wisdom about your fellow human beings, and you will know more about what virtues to pursue and what vices to avoid. That will make you a more thoughtful and helpful son or daughter, and a better friend.

Before you get into the nitty-gritty of the essays themselves, in this lesson you will take a closer look at some historical examples of encomium and vituperation. See if you can tell the difference between them!

In the ancient world, ugliness and poverty were sometimes considered signs of the gods' disfavor, and fair game for attack. Do you think that ugliness and poverty are worthy of vituperation in this day and age and in this **culture**?

Many of us do not find physical appearance and poverty just reasons for vituperation. In fact we would disapprove of those who attacked others for such reasons.



## Tell It Back—Narration

**TE** What is encomium? What is vituperation? Explain why these essays are so helpful.

# Talk About It—

This icon points to more tips on elocution at the back of the book.



1. Give an encomium or vituperation in the form of a speech, one minute long, on a subject of your choosing. Topics might include an animal, a building, a food, a flavor of ice cream, or an electronic device. Think about the qualities of your topic that you like or dislike and use them to argue for or against it.<sup>A</sup>

TE

TE

2. In *The Adventures of Tom Sawyer* by Mark Twain, the hero of the story, Tom, plays a nasty trick on the people in his hometown of St. Petersburg, Missouri. Tom camps out on an island and lets his neighbors think that he has died on the Mississippi River. He waits to show himself until the folks of St. Petersburg hold a funeral for him, and then he sneaks into the church to listen to the sermon. Although he's a brat, the preacher says many kind words about Tom. Take a look:

As the service proceeded, the clergyman drew such pictures of the graces, the winning ways, and the rare promise of the lost lads that every soul there, thinking he recognized these pictures, felt a **pang** in remembering that he had persistently blinded himself to them always before, and had as persistently seen only faults and flaws in the poor boys. The minister related many a touching incident in the lives of the departed, too, which illustrated their sweet, generous natures, and the people could easily see, now, how noble and beautiful those episodes were, and remembered with grief that at the time they occurred they had seemed rank rascalities,<sup>6</sup> well deserving of the cowhide.<sup>7</sup> The congregation became more and more moved, as the **pathetic** tale went on, till at last the whole company broke down and joined the weeping mourners in a chorus of anguished sobs, the preacher himself giving way to his feelings, and crying in the pulpit.

If you could hear a eulogy about your life, what sort of things would you want mentioned? Would you want the sermon to be completely truthful, or would you want an encomium speech in which your flaws are overlooked?

# Memoria—

This icon points to more tips on memorization at the back of the book.



Watch your thoughts, they become words;  
watch your words, they become actions;  
watch your actions, they become habits;  
watch your habits, they become character;  
watch your character, for it becomes your destiny.

<sup>A</sup> You may want to have a number of topics written on notecards so that your entire class can participate. Or, you may wish to single out just a few students to demonstrate impromptu speaking. If you feel your students need some help with this exercise, you can feel free to read aloud the sample speeches provided.



6. rascalities: mischief

7. cowhide: a beating with a leather belt

**TE**

1. Discuss the meaning of this anonymous quotation. While we don't know the quote's origins, it captures the same idea as "Whatever one sows, that will he also reap" (Galatians 6:7, ESV) or, in other words, "Whatever you plant in the ground, you will harvest." Define any words you may not know. How does this quotation relate to the importance of thinking carefully and of having solid understanding?
2. Memorize the quotation and be prepared to recite it during the next class.
3. Write the quotation in your commonplace book, along with any thoughts you have about it.

## Go Deeper—

The following is a collection of short encomia and vituperations from ancient times through today. Remember that encomium thoughtfully praises a specific person or thing and uses evidence to support its positive point of view. Vituperation is condemnation of a specific person or thing, and it, too, uses evidence to support its negative point of view.

1. In the space provided, identify the type of passage as either *encomium* or *vituperation*.
2. Underline the main idea (or thesis) of each paragraph.
3. Try to discern what category and subcategory of argument the writer uses to praise the subject of the encomium or blame the subject of the vituperation. Choose from the terms in the following list. Try to determine both the category and the subcategory of the praise or blame.

*Category:* Background

**Subcategories:** ancestors (including parents), country, and education

*Category:* Fine or Poor Qualities

**Subcategories:** personal character, abilities, virtues or vices

*Category:* Career

**Subcategories:** achievements or lack of worthwhile achievement, gifts used for good or bad cause

4. Finally, list any adjectives the author uses to describe the praiseworthy or blameworthy person. If adjectives are few, feel free to create your own list of descriptive words that accurately portray the person. For instance, Philip is described as jealous in the following passage. You could also use the adjectives "envious" and "grasping."

## Philip of Macedon, ancient king, 382–336 BC

To call Philip of Macedon treacherous is not idle abuse. . . . If there be any soldiers experienced in battles and campaigns, Philip is jealous to steal the glory of their actions for himself. His jealousy (among other failings) is excessive. Or if any man be generally good and virtuous, unable to bear Philip's daily **intemperances**, drunkenness, and indecencies, he is pushed aside and accounted as nobody. The rest about him are **brigands** and **parasites**, and men of that character, who will get drunk and perform dances which I scruple to name before you.

—adapted from the “Second Olynthiac” by Demosthenes

Type: vituperation

Categories: poor qualities: personal character, vices

Adjectives: treacherous, jealous, intemperate, drunken, indecent

## Hua Mulan, warrior maiden, circa (c.) sixth century

Hua Mulan is one of the most famous and fearless warrior maidens in history. A semilegendary figure, Hua Mulan most likely grew up a skilled horse rider and archer in the Northern Wei Dynasty. When war came to China from the north, she took her elderly father's place in the army and fought for twelve years against the nomadic tribes later known as Mongols. When her service was over, Hua Mulan refused any money for her efforts and returned home. Her humility and feelings of patriotism prevented her from accepting reward. Instead, she preferred to live quietly with her family. Hua Mulan represents the intense love for family and duty to country that characterizes the Chinese.

Type: encomium

Categories: fine qualities: personal character, abilities, virtues; career: achievements

Adjectives: semilegendary, skilled, humble, patriotic, brave, loving, dutiful

## Genghis Khan, conqueror, c. 1162–1227

One of the most famous military leaders of all time, Genghis Khan built the most powerful army in the world during the twelfth century. His source of strength came from the warlike tribes of the **steppes** of Asia, which he managed to unite in 1206. Khan was ambitious and cunning and had no pity for the people he conquered. His armies tore through huge territories, including most of Asia, and his greed for power and control caused the cruel deaths of more than a million people. His warriors slaughtered everyone who stood in their way, even people they promised to spare if they surrendered. In the city of Urgench alone, more than 100,000 people were killed on Kahn's orders, and the children were sold as slaves.

Type: vituperation

Categories: poor qualities: personal character; career: lack of worthwhile achievement

Adjectives: strong, ambitious, cunning, pitiless, greedy, cruel

## Alfred, king of England, c. 849–899<sup>B</sup>

<sup>B</sup> With this excerpt we recapitulate King Alfred from *Chreia & Proverb* so that some historical figures presented in this book are already familiar to students.

After the Viking invasions, England lay in smoking ruins. To restore a land in such a condition to peace and quiet and safety and freedom from fear of harm, a man might well be proud. But King Alfred did more. He established churches and schools, he made just laws, and he saw to it that they were justly executed. For the man who brought about all these good results, no praise can be too high. In the midst of all the fighting and the weariness and the anxiety and the temptation and the responsibility, King Alfred lived a calm, simple, unselfish, blameless life. To him, of all the **sovereigns** of England who have served their country well, may the title "The Great" most justly be given.

—adapted from *In the Days of Alfred the Great* by Eva March Tappan

Type: encomium

Categories: fine qualities: personal character, abilities, virtues; career: achievements

Adjectives: calm, simple, unselfish, blameless

## Ulysses S. Grant, army general and US president, 1822–1885

The great distinguishing qualities of General Grant were truth, courage, modesty, generosity, and loyalty. He was loyal to every work and every cause in which he was engaged—to his friends, his family, his country and to his God, and it was these characteristics which bound to him with hooks of steel all those who served with him. He absolutely sunk himself to give to others honor and praise to which he, himself, was entitled. No officer served under him who did not understand this. I was a young man and given much larger commands than my rank entitled me to. General Grant never failed to encourage me by giving me credit for whatever I did, or tried to do. If I failed, he assumed the responsibility; if I succeeded, he recommended me for promotion.

—from “Personal Recollections of Some of Our Great Commanders in the Civil War” by Grenville M. Dodge (major-general, Union army)

Type: encomium

Categories: fine qualities: personal character, virtues

Adjectives: truthful, courageous, modest, generous, loyal, humble, encouraging

## Harriet Tubman, abolitionist and Underground Railroad “conductor,” 1822–1913

One of the most daring conductors along the Underground Railroad was Harriet Tubman. She helped so many of her fellow African Americans to escape that they called her “Moses” because she had led them out of the land of bondage. Again and again, in spite of the danger in being caught, she ventured into the southern states to bring back a band of runaway slaves. And she was so clever and so full of resource that she always brought them safely away. Harriet was both brave and clever, and when the Civil War broke out, she served as a scout for the Northern army, earning the praise of those who employed her.

—adapted from *This Country of Ours* by H.E. Marshall

Type: encomium

Categories: fine qualities: personal character, abilities; career: achievements

Adjectives: daring, brave, clever, resourceful, praiseworthy

# Oscar Wilde, novelist and playwright, 1854–1900

That sovereign of insufferables, Oscar Wilde has ensued with his opulence of twaddle and his penury of sense. He has mounted his hind legs and blown crass vapidities through the bowel of his neck, to the capital edification of circumjacent fools and foolesses, fooling with their foolers. He has tossed off the top of his head and uttered himself in copious overflows of ghastly bosh. The ineffable dunce has nothing to say and says it—says it with a liberal embellishment of bad delivery, embroidering it with reasonless vulgarities of attitude, gesture and attire. There never was an impostor so hateful, a blockhead so stupid, a crank so variously and offensively daft.

—by Ambrose Bierce, published in *The Wasp*

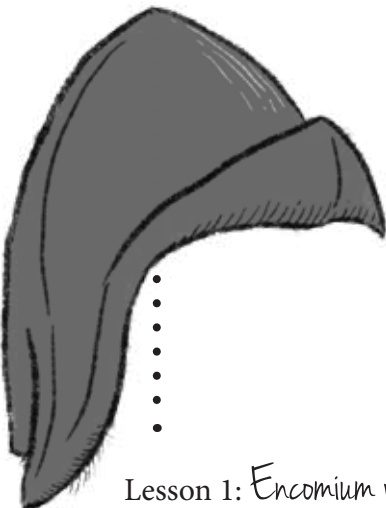
Here is a more down-to-earth translation of this paragraph:

That king of intolerables, Oscar Wilde has come along with his wealth of silly chatter and his poverty of sense. He has climbed his hind legs and blown gross stupidities through the bottom of his neck, to the excellent education of surrounding idiot men and idiot women, playing with their midget minds. He has tossed off the top of his head and spouted a gush of filthy nonsense. The indescribable moron has nothing to say and says it—says it with a flourish of bad delivery, decorating it with unthinking tastelessness of attitude, gesture, and dress. There never was a fraud so hateful, a blockhead so stupid, a kook so variously and offensively crazy.

Type: vituperation

Categories: poor qualities; personal character

Adjectives: intolerable, stupid, foolish, insufferable



## Adolf Hitler, German dictator, 1889–1945

In Hitler is a monster of wickedness, **insatiable** in his lust for blood and plunder. Not content with having all Europe under his heel, or else terrorized into various forms of **abject** submission, he must now carry his work of butchery and desolation among the vast multitudes of Russia and of Asia. The terrible military machine, which we and the rest of the civilized world so foolishly, so supinely,<sup>8</sup> so **insensately** allowed the Nazi gangsters to build up year by year from almost nothing cannot stand idle lest it rust or fall to pieces. . . . So now this bloodthirsty guttersnipe<sup>9</sup> must launch his mechanized armies upon new fields of slaughter, **pillage** and devastation.

—from *Winston Churchill: Broadcast on the Soviet-German War* (1941) by Winston Churchill, British prime minister

Type: vituperation

Categories: poor qualities: personal character; career: lack of worthwhile achievement

Adjectives: monstrous, bloodthirsty, violent, criminal

## Vivien Leigh, actress, 1913–1967

Apart from her looks, which were magical, she possessed beautiful poise. Her neck looked almost too fragile to support her head and bore it with a sense of surprise, and something of the pride of the master juggler who can make a brilliant **maneuver** appear almost accidental. She also had something else: an attraction of the most **perturbing** nature I had ever encountered. It may have been the strangely touching spark of dignity in her that enslaved the **ardent** legion of her admirers.

—from *Confessions of an Actor* by Laurence Olivier, actor and Leigh's husband of twenty years

Type: encomium

Categories: fine qualities: personal character

Adjectives: magical, beautiful, touching

8. supinely: weakly, spinelessly

9. guttersnipe: a street urchin, literally a person who hangs out on a filthy street like a scavenging bird

## Roberto Clemente, baseball player, 1934–1972

Roberto Clemente was not only an excellent baseball player, but he was also a loving husband, father, and **philanthropist**. He was proud of his Puerto Rican heritage and won many awards, both in baseball and for his extensive charity work. Twice he led the Pittsburgh Pirates to win the World Series. Clemente also had a compassionate heart. He was killed in a plane crash on his way to deliver supplies to victims of a Nicaraguan earthquake. Today, a life-sized statue of Clemente stands in Clemente Park in the Bronx.

Type: encomium

Categories: fine qualities: personal character, abilities; career: achievements

Adjectives: athletic, loving, proud, charitable, compassionate

## Ronald Reagan, US president, 1911–2004

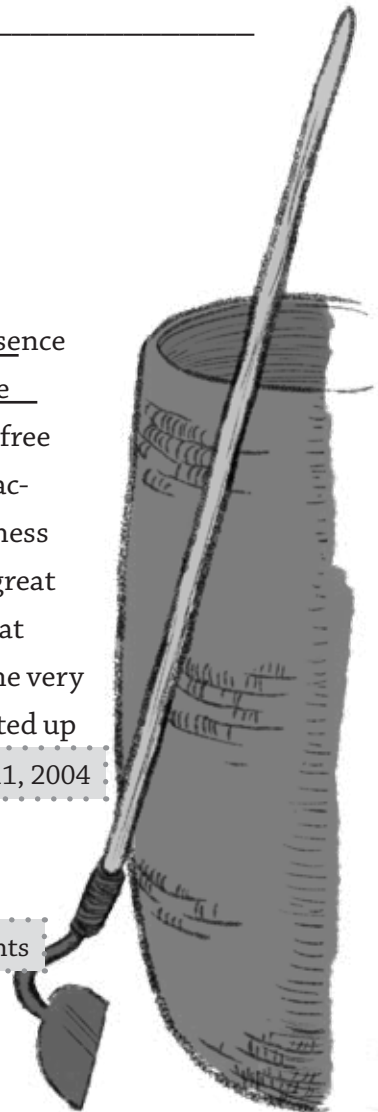
In his lifetime Ronald Reagan was such a cheerful and **invigorating** presence that it was easy to forget what **daunting** historic tasks he set himself. He sought to mend America's wounded spirit, to restore the strength of the free world, and to free the slaves of **communism**. These were causes hard to accomplish and heavy with risk. Yet they were pursued with almost a lightness of spirit. For Ronald Reagan also embodied another great cause . . . “the great cause of cheering us all up.” His politics had a freshness and optimism that won converts from every class and every nation—and ultimately from the very heart of the evil empire. . . . With the lever of American patriotism, he lifted up the world.

—broadcast tribute by Lady Margaret Thatcher, June 11, 2004

Type: encomium

Categories: fine qualities: personal character, abilities; career: achievements

Adjectives: cheerful, invigorating, fresh, optimistic



Griselda Blanco, gangster,  
1943-2012

Born in 1943, Griselda Blanco lived a notorious life as “the godmother of drugs.” She started her education in crime as a youngster, working as a pickpocket in Columbia. As an adult, she was the leader of a gang that smuggled drugs into the United States—more than 3,400 pounds of cocaine each month. Blanco was a ruthless woman and ordered her own squad of assassins to murder anyone she considered an enemy. She was probably responsible for over forty murders throughout her life. Her heartlessness is truly despicable, and she influenced her sons and other family members to be part of her criminal gang. Because of this, much of her family, including Blanco herself, was murdered.

Type: vituperation

Categories: poor qualities: personal character; career: lack of worthwhile achievement;  
background: education

Adjectives: notorious, ruthless, despicable, heartless

# Lesson 1: Encomium versus Vituperation

## Tell It Back—Narration

An encomium thoughtfully praises a specific person or thing and uses evidence to support its positive point of view. Vituperation is condemnation of a specific person or thing, and it, too, uses evidence to support its negative point of view. These essays are helpful because they teach students to understand and express their views more clearly and deeply. By writing essays that praise and blame specific people or things, students can get a clearer picture of what is praiseworthy and what is blameworthy.

## Talk About It—

1. Encomium: Almonds are the best nut around. They are not only healthy, but they make a delicious snack. They contain essential vitamins and help protect against heart disease. They also have a pleasantly buttery texture. Almonds can come in many different flavors—everything from honey-roasted to wasabi to lime-and-chili. Because of their nutritional benefits and delightful taste, almonds are an excellent choice for anyone who wants a healthy indulgence.

Vituperation: I would rather use a hairbrush than a comb any day. Like a harrow running roughly over a farm field, combs scrape and scratch the scalp. They are difficult to hold because they lack a true handle. Because the teeth of a comb are so closely spaced, they pull at any tangles in your hair. Even when hair is tangle free, combs often pull hair out of their follicles in a painful manner. Unlike sleek and stylish hairbrushes, combs all look the same, which is to say they look primitive and homely. The sharp and toothpick-like projections of a comb are appropriately named teeth, and who wants to attack one's scalp with teeth? They scrape the head in an unpleasant manner. Combs may have been helpful in days long ago, but I've thrown mine into a wastebasket.

2. I would want people to mention that I was a faithful friend and a kind person. I would also want people to mention my strongest interests, such as mountain climbing and reading books. Perhaps most importantly, I'd want them to describe the impact I made on them and the world. I would want the sermon to overlook my flaws so that everyone is left with a good impression of me.

## Memoria—

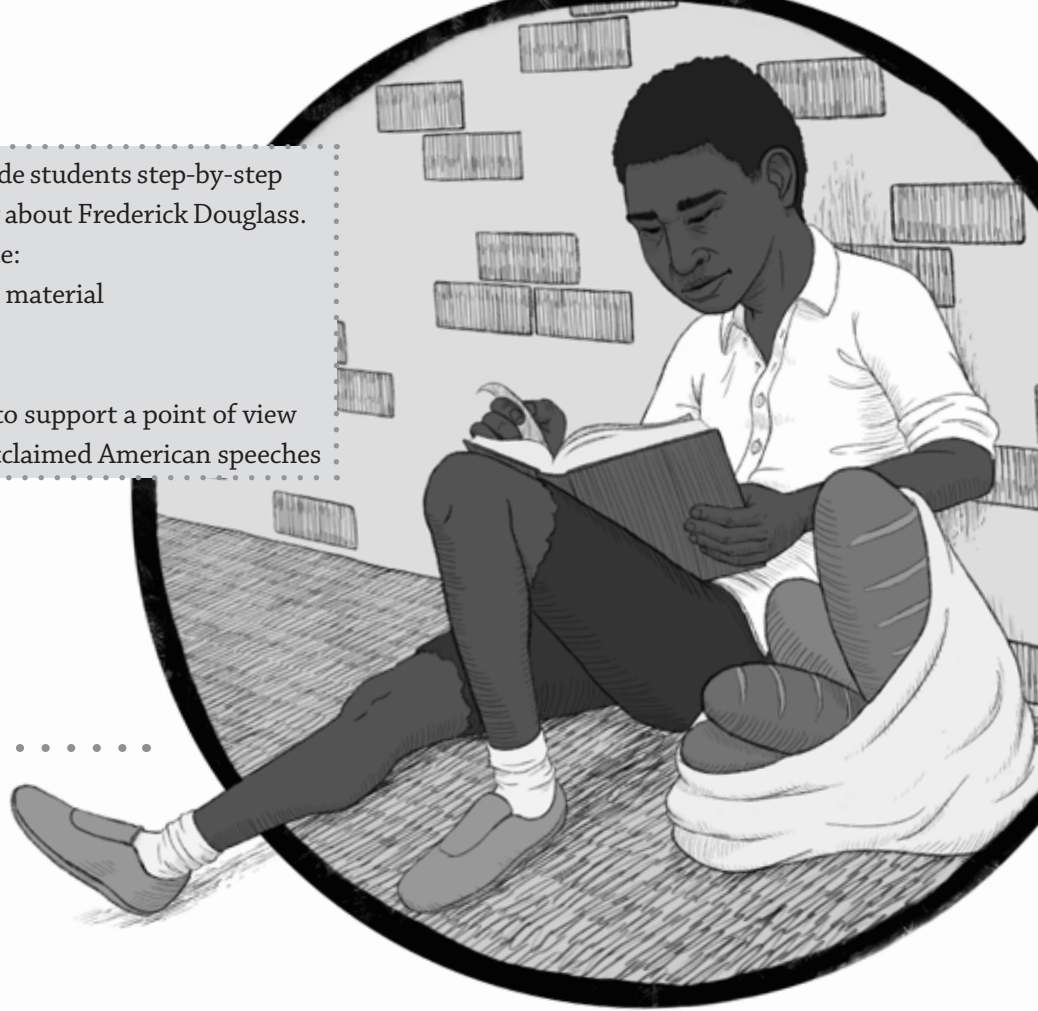
1. This quote means that there is a whole chain reaction from our thinking and our habits of mind. What we think and how we think can profoundly affect what we become and how we treat other people. It's important, then, to think carefully and make certain we have solid understanding, so that our character and our "destiny" are positive things.



The purpose of this lesson is to guide students step-by-step through a sample encomium essay about Frederick Douglass.

In this lesson, students will practice:

- annotating a text for thematic material
- critical thinking
- picture analysis
- lifting quotations from a text to support a point of view
- finding rhetorical devices in acclaimed American speeches



## Lesson 6 .....

# The Whole Encomium

**H**ere we go, writers! It's time to crack your knuckles and roll up your sleeves. You're about to walk through the outline of an encomium and see more specifically how each paragraph is done.

You might be thinking, "Whoa! Looks like a ton of information in this lesson," but hang in there! This lesson will give you all the tools you need to write a spectacular essay. If your eyes start to glaze over somewhere in the middle, get on your feet and do a few jumping jacks. Keep your brain on high alert.

Here's the basic outline for an encomium essay:

1. Start with an introduction that includes hyperbole, a thesis, and a transition sentence.
2. Detail your subject's background. Consider his or her ancestors (including parents), country, or education.
3. Support your thesis by telling your reader about your subject's fine qualities. Consider his or her personal character, abilities, or virtues.

4. Support your thesis by telling about the person's career. Describe this person's achievements or show how this person used his or her gifts for a good cause. Use a quote from the text to support your point of view.
5. Contrast the person with a lesser person in order to heighten your praise.
6. Write a conclusion (epilogue).

Now that you've sprinted through the basic steps, slow down and take a leisurely stroll through the details.

## Paragraph 1 (Introduction)

You will begin your essay with the introduction paragraph, which should first include some hyperbole about Frederick Douglass. Just to keep things spicy, the following example will use two metaphors. It will compare slavery to a dark night and Douglass to a torchbearer. (The term "torchbearer" is a figurative way of describing someone who inspires other people to take up a worthy cause. Douglass's cause was the abolition of slavery.) Here it is:

From the dark night of slavery, Frederick Douglass emerged as a torchbearer for his people.

Next comes the thesis, the main idea or argument that the essay will support. Your thesis should be an argument in praise of your subject. It should include two supporting points, or, in other words, two good reasons for your praise. Make sure to choose points that you will be able to defend in your supporting paragraphs using details about your subject's background, qualities, and career.

Here's an example of a simple thesis:


He was a great man.

The simple thesis clearly praises Douglass, but it doesn't give the reader much to go on. Your thesis will be stronger if you also mention your supporting ideas, such as in this example:

He was a great man because he used perseverance and intelligence to survive  
and fight against the brutality of slavery.

In this thesis, Douglass's use of perseverance and his use of his intelligence to do battle with slavery are the reasons he was great. The body paragraphs of the essay will tell more about those two ideas by using details from Douglass's background, qualities, and career.

After the thesis, you will write a sentence that bridges the ideas in the introduction and the ideas in the first body paragraph. We call this sentence a **transition sentence**. One side of the "bridge" will be made by restating Douglass's **prominence** with the word "importance," and the other side of the bridge will hint at what comes next—a brief history of Douglass's early years.



What makes Douglass's story so incredible is that he rose to importance from the harshest of beginnings.

Hyperbole, thesis, and transition: Your introduction is now complete.

Now, for the body paragraphs. In this example, each body paragraph should contain the idea of perseverance or the idea of intelligence, because these are the two supporting points in the thesis. A paragraph can also include *both* of these ideas at the same time. It's your choice. Just make sure that you keep demonstrating your supporting points in order to support the thesis.

## Paragraph 2 (Background)

In the first body paragraph, you will detail your subject's background by considering his or her ancestors (including parents), country, or education.<sup>A</sup> This paragraph will be a short narrative of the person's early life. You should select facts that show how the person's early years contributed to the supporting points in your thesis.<sup>B</sup>

**TE**  
**TE**

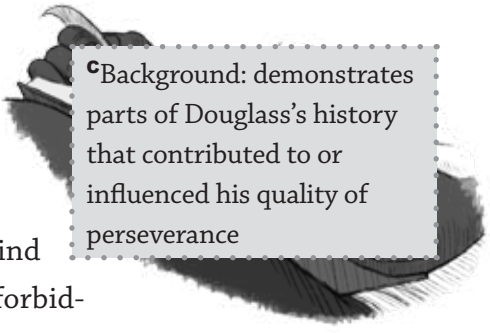
The following are some questions that you might want to ask yourself as you think about your subject's childhood and youth:

- How did his parents or grandparents influence him? Did they give him the gifts of responsibility, hard work, ambition, courage, common sense, gentleness, or compassion?
- Did the person's country give him gifts of wealth, freedom of speech, freedom of religion, or a call to heroism?
- Did the person's education help him to think more clearly, strengthen his understanding of the world, or give him skills that would be useful in life?

In this sample essay, the focus will be on Douglass's mother and his self-education, like this:

Born into slavery in Maryland, Douglass never knew his exact birthday. He was taken from his mother, Harriet, when he was only an infant. We can only guess by Harriet's actions how devastating it was for her to lose her son. Several times, after a full day's work, she walked twelve miles from her master's plantation to see Douglass and then walked twelve miles back before daybreak. It seems she

was determined to see her son despite the distance between them. Harriet must have passed this grit and perseverance on to her child. For example, Douglass was determined to learn to read and write, and he accomplished these goals almost completely on his own. It is true that a kind mistress taught him a little bit of reading, but he was soon forbidden to learn more by his master. To carry on with his learning, Douglass made friends with white street boys who could help him, and he read books while he ran errands. **C**



**C**Background: demonstrates parts of Douglass's history that contributed to or influenced his quality of perseverance

### Paragraph 3 (Qualities)

Now that the background has been established, it is time to write the second body paragraph. Here, you will support your thesis by telling your reader about your subject's fine qualities. Using details about your subject's personal character, abilities, or virtues, tell your reader more about one or both of your supporting points. Make sure you explain how this support proves your thesis. For example:

- Douglass's perseverance (a quality) is one of the supporting points in the sample thesis, so this paragraph could explain the ways he showed perseverance and how that made him great.
- If your supporting point was that Douglass gave brilliant speeches, you might show how his ability as a speaker (a quality) enabled him to persuade others and explain why that made him great.

**W**hen you consider a person's background, think broadly about education. Not everyone is educated in a school. Some praiseworthy people, such as William Shakespeare, Henry Ford, and Winston Churchill, had little schooling but were extraordinarily successful. Shakespeare learned to write drama in a theatre company, Ford learned about manufacturing in a machine shop, and Churchill learned politics as a soldier in the military. Their education was mostly on the job, but it was nonetheless an excellent education and might be a useful point in writing an encomium essay.

The following sample paragraph tells more about the supporting point of Douglass's perseverance:

Douglass demonstrated this same perseverance through years of slavery. Many people, in such a brutal situation, would have given up, and Douglass's perseverance through all the trials of his life are a testament to his greatness. Although his circumstances were miserable, he continued to see the good in people, to help others, and to grow in his education. In addition, although he was reduced to laboring like a beast, he persevered in resisting injustice in any way he could. For example, he courageously fought back against a cruel master who wanted to whip him. He grappled with Covey

for two hours, and in the end succeeded in wearing him out. As a matter of fact, Covey never dared to touch Douglass again. Douglass also persevered in his hope for freedom, and eventually he made his escape. No doubt, he knew that he would be punished severely if he was caught, but that did not keep him from stepping out in courage. Quite cleverly, he disguised himself as a sailor and went north on a steamboat ferry. It was a long and difficult day's journey to Philadelphia, but Douglass was determined to be free. **D**

## Paragraph 4 (Career)

In the third body paragraph, you will continue to support your thesis by writing about your subject's career. Use details about the person's achievements or how he used his gifts for a good cause to tell your reader more about one or both of your supporting points. Make sure you explain how this support proves your thesis. For example:

- Douglass's intelligence is a supporting point in the sample thesis, so you could show how he used his intelligence in his work as an abolitionist and explain why that made him great.
- If your supporting point was that Douglass used his newspaper to help the cause of abolition, you could give examples of how he did that and explain why that made him great.

In this paragraph you will also reinforce these ideas with a quotation lifted from the text.

After Douglass had gained his freedom in Philadelphia, he then used his intelligence and eloquence to fight against slavery. He became the editor of an abolitionist newspaper called *The North Star*. Some northerners

**T**o be clear, character is all the qualities that make up a person's nature, including habits of heart and mind such as courage, humility, cheerfulness, kindness, honesty, generosity, and patience. Attitudes of forgiveness and gratitude would also be part of a person's character.

▮Support: demonstrates the quality of perseverance in Douglass's life; also mentions his ability to see good in others, help others, grow in his education, resist injustice, and use his intelligence to escape, which are characteristics, abilities, or virtues that he persevered in using; this quality made him great because many others would not be able to do it

**W**hen you think of the word "career," think about more than someone's job. Consider how the person lived his life. What was important about his life work? What was he famous for? For instance, George Washington's job was to manage his farm and fishery at Mount Vernon. When we look at Washington's life, however, we see that his career was much more than farming and fishing. His career encompassed winning a war and founding a new nation. Martin Luther King Jr.'s job was to pastor Baptist churches in Montgomery and Atlanta. When we look at King's life, however, we see that his career encompassed leading the civil rights movement and forever defeating the evil practices of racial segregation.

believed that a former slave would not be able to run a successful publication, but he was determined to prove them wrong. Douglass said, “I persevered. I felt that the want of education, great as it was, could be overcome by study, and that knowledge would come by experience.” He added, “I rejoice in having engaged in the enterprise, and count it joy to have been able to suffer, in many ways, for its success.” Despite facing racism and opposition, even in the North, Douglass persisted in his abolitionist work. He went on to give many excellent speeches in support of the ending of slavery and in favor of women’s rights. The way that he made use of his intelligence and persevered against all odds allowed him to achieve great things.<sup>E</sup>

## Paragraph 5 (Contrast)

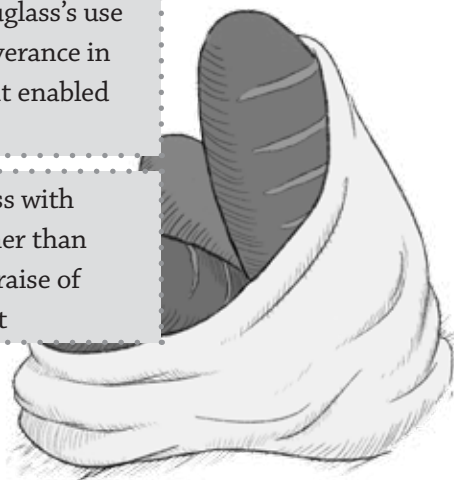
In the fourth body paragraph, you will contrast your subject with a lesser person in order to heighten your praise. Consider a figure in history who compares unfavorably to one or both of your supporting points about your subject.

This paragraph, like the hyperbole in your introduction, is an appeal to your audience’s emotions. By using contrast, you will show your reader the virtues of the person in sharp relief against someone who is not so virtuous. In other words, you are making the encomium even more obvious.

Consider John Brown, another abolitionist, in comparison with Frederick Douglass. Instead of changing people’s minds with intelligent, persuasive arguments, Brown relied on violence to terrorize slavery supporters. He went so far as to use murder with a broadsword to achieve his goals. In doing so, he earned fear and mistrust. In fact, Brown’s cruelty only made the situation in Kansas worse, and no slaves were freed. Unlike Brown, Douglass fought with powerful words to win freedom and rights for his people. He used his intelligence, rather than violence, to make a difference. When Brown asked Douglass to help him attack and plunder the arsenal at Harpers Ferry, Douglass refused. He knew that such a plan was not carefully considered or wise. Because of his choice to use persuasion instead of force, Douglass earned respect and admiration.<sup>F</sup>

<sup>E</sup>Support: demonstrates Douglass’s use of his intelligence and perseverance in his career and explains how it enabled him to be great

<sup>F</sup>Contrast: contrasts Douglass with a person who used force rather than intelligence, heightens the praise of Douglass’s use of his intellect



## Paragraph 6 (Conclusion)

Finally you will write an epilogue, or concluding paragraph. Use what you have learned about writing copiously to restate your thesis using different words. You should also consider encouraging your audience to imitate your subject. For example:


Frederick Douglass suffered a heart attack and died on February 20, 1895, after attending a women's rights gathering. Up until the day he died, he worked tirelessly to bring about an end to slavery and oppression of all kinds. Thousands of people attended his funeral, and he is remembered today as a leading figure in the battle for freedom in America. Douglass persevered through terrible experiences and used those experiences to argue for equality and justice for all. For these reasons, he is an example to follow for all well-meaning Americans. Truly his perseverance and his intelligence gave the world a great guiding light.<sup>G</sup>

Exhortation

Restating  
thesis

<sup>G</sup>Conclusion: restates the idea that Douglass was great due to his use of perseverance and intelligence and sets Douglass up as an example for imitation

Think of the introduction as the head of the essay, the four supporting paragraphs as the body, and the conclusion (epilogue) as the feet. Head, body, and feet make a complete essay.



Now look at the entire essay all put together:

From the dark night of slavery, Frederick Douglass emerged as a torchbearer for his people. He was a great man because he used perseverance and intelligence to survive and fight against the brutality of slavery. What makes Douglass's story so incredible is that he rose to importance from the harshest of beginnings.

Born into slavery in Maryland, Douglass never knew his exact birthday. He was taken from his mother, Harriet, when he was only an infant. We can only guess by Harriet's actions how devastating it was for her to lose her son. Several times, after a full day's work, she walked twelve miles from her master's plantation to see Douglass and then walked twelve miles back before daybreak. It seems she was determined to see her son despite the distance between them. Harriet must have passed this grit and perseverance on to her child. For example, Douglass was determined to learn to read and write, and he accomplished these goals almost completely on his own. It is true that a kind mistress taught him a little bit of reading, but he was soon forbidden to learn more by his master. To carry on with his learning, Douglass made friends with white street boys who could help him, and he read books while he ran errands.

Douglass demonstrated this same perseverance through years of slavery. Many people, in such a brutal situation, would have given up, and Douglass's perseverance through all the trials of his life are a testament to his greatness. Although his circumstances were miserable, he continued to see the good in people, to help others, and to grow in his education. In addition, although he was reduced to laboring like a beast, he persevered in resisting injustice in any way he could. For example, he courageously fought back against a cruel master who wanted to whip him. He grappled with Covey for two hours, and in the end succeeded in wearing him out. As a matter of fact, Covey never dared to touch Douglass again. Douglass also persevered in his hope for freedom, and eventually he made his escape. No doubt, he knew that he would be punished severely if he was caught, but that did not keep him from stepping out in courage. Quite cleverly, he disguised himself as a sailor and went north on a steamboat ferry. It was a long and difficult day's journey to Philadelphia, but Douglass was determined to be free.

After Douglass had gained his freedom in Philadelphia, he then used his intelligence and eloquence to fight against slavery. He became the editor of an abolitionist newspaper called *The North Star*. Some northerners believed that a former slave would not be able to run a successful publication, but he was determined to prove them wrong. Douglass said, "I persevered. I felt that the want of education, great as it was, could be overcome by study, and that knowledge would come by experience."

He added, “I rejoice in having engaged in the enterprise, and count it joy to have been able to suffer, in many ways, for its success.” Despite facing racism and opposition, even in the North, Douglass persisted in his abolitionist work. He went on to give many excellent speeches in support of the ending of slavery and in favor of women’s rights. The way that he made use of his intelligence and persevered against all odds allowed him to achieve great things.

Consider John Brown, another abolitionist, in comparison with Frederick Douglass. Instead of changing people’s minds with intelligent, persuasive arguments, Brown relied on violence to terrorize slavery supporters. He went so far as to use murder with a broadsword to achieve his goals. In doing so, he earned fear and mistrust. In fact, Brown’s cruelty only made the situation in Kansas worse, and no slaves were freed. Unlike Brown, Douglass fought with powerful words to win freedom and rights for his people. He used his intelligence, rather than violence, to make a difference. When Brown asked Douglass to help him attack and plunder the arsenal at Harpers Ferry, Douglass refused. He knew that such a plan was not carefully considered or wise. Because of his choice to use persuasion instead of force, Douglass earned respect and admiration.

Frederick Douglass suffered a heart attack and died on February 20, 1895, after attending a women’s rights gathering. Up until the day he died, he worked tirelessly to bring about an end to slavery and oppression of all kinds. Thousands of people attended his funeral, and he is remembered today as a leading figure in the battle for freedom in America. Douglass persevered through terrible experiences and used those experiences to argue for equality and justice for all. For these reasons, he is an example to follow for all well-meaning Americans. Truly his perseverance and his intelligence gave the world a great guiding light.



# Tell It Back—

• Suggestions for highlighting are marked with a dotted line.

1. Here is the thesis statement from the sample introduction paragraph: “Frederick Douglass was a great man because he used perseverance and intelligence to survive and fight against the brutality of slavery.” As you can see, perseverance and intelligence are two key points supporting the simple thesis that Frederick Douglass was a great man.

Read the entire sample essay a second time. As you read, use a highlighter to highlight every sentence that directly mentions intelligence or perseverance or words that are similar. **H** For example, persuasion, eloquence, and arguments are related to the idea of intelligence. Hard work and fighting and survival are related to the idea of perseverance.



2. For each paragraph of the sample essay, write down a summary statement—one sentence that captures the topic of the paragraph.

Example:

Introduction: Frederick Douglass was a great man who fought against slavery with hard work and a powerful mind.

Paragraph 2: Sample answer: Douglass learned perseverance from his mother’s example, and he needed it to learn to read when reading was forbidden to him.

Paragraph 3: Sample answer: Douglass persevered through the brutal conditions of slavery, including months spent with a violent master.

Paragraph 4: Sample answer: Douglass used his intelligence and perseverance to become a determined and successful abolitionist and advocate for women’s rights.


Paragraph 5: Sample answer: John Brown, another abolitionist, tried to solve the problem of slavery with violence, unlike Douglass, who fought with words.

Conclusion: Sample answer: Douglass is justly remembered today as one of the most important people to fight for freedom in America, and we can admire his perseverance and intelligence.

## Talk About It—

**TE** 1. Examine the photograph of Frederick Douglass carefully for one minute. Then turn the page over and describe him. What do Douglass's facial expression, posture, and clothing seem to say about him?

**TE** 2. When you write an encomium essay, you can do so from any number of angles. For instance, the sample essay focuses on the fact that Douglass exhibited the character quality of perseverance. You could, however, also write an essay that praises Douglass for his ability to see the good in others or his ability to endure physical hardship. Based on the biographical reading in lesson 5, what are some of Douglass's other character qualities that you could write an essay about?



▲ Photo of Frederick Douglass, ca. 1860s.

**TE** 3. Describe a time in your life when you had to persevere. Why does perseverance always involve discomfort, discouragement, or suffering?

## Memoria—



When a great truth once gets abroad in the world, no power on earth can imprison it, or prescribe its limits, or suppress it. It is bound to go on till it becomes the thought of the world. —Frederick Douglass

- TE**
1. Discuss the meaning of this quotation from Douglass's 1888 speech to the International Council of Women. Define any words you may not know. What great truth did Douglass want to be spread throughout the earth? suppress: to push down or stop
  2. Memorize this quotation and be prepared to recite it during your next class. Keep in mind that memory work is so important to rhetoric that it is one of the five canons, or laws, of rhetoric.
  3. Write the quotation in your commonplace book, along with any thoughts you have about it.

# Go Deeper—



The following is a list of the rhetorical devices you've learned about in this and previous books. Remember that rhetorical devices use words in clever ways in order to be more persuasive. In preparation for the exercise that follows, refresh your memory by reading through this list.

**Anacolutha**—a copiousness technique in which a word is replaced with another word that is similar but doesn't have the exact same meaning; the meaning of the sentence will change slightly as a result (e.g., "I carried my purse down the street" becomes "I dragged my bag down the lane.")

**Contrary**—a sentence or phrase that considers two opposing ideas, positive and negative, and sometimes approves the positive and disapproves the negative; it relies on pairs of antonyms (e.g., "I must be cruel to be kind" or "That's one small step for a man, a giant leap for mankind.")

**Hyperbole**—deliberate exaggeration for the sake of emphasizing an idea or appealing to the emotions of an audience (e.g., "Her sneeze could be heard for miles around.")

**Metaphor**—a comparison that does not use "like" or "as" (e.g., "That test was a breeze.")

**Periphrasis**—the use of longer phrasing in place of shorter phrasing to add color to writing (e.g., "That drink needs some chunks of frozen water" instead of "That drink needs some ice.")

**Repetition**—repeating a word, phrase, or idea to make a stronger point (e.g., "Slavery is a blot on human history. It is evil. It involves capturing and trafficking human beings. It is evil. It destroys dreams and tears families apart. It is evil.")

**Simile**—a comparison using the words "like" or "as" (e.g., "I'm as silly as a clown with a fire hose.")

**Synonymia**—the repetition of synonyms to amplify a subject (e.g., "That was the most difficult, the hardest, the most challenging test I've ever taken.")

As you read through the following famous passages, note that some rhetorical devices have been underlined. In the space provided, from the previous list label each underlined section with the type of device on which it is based. Take for example the following from Sojourner Truth's "Ain't I a Woman?" speech.

Example: Find 2 repetition, 2 hyperbole, and 1 simile.

That man over there says that women need to be helped into carriages, and lifted over ditches, and to have the best place everywhere. Nobody ever helps me into carriages, or over mud puddles, or gives me any best place! And ain't I a woman? Look at me! Look

at my arm! \_\_\_\_\_ repetition \_\_\_\_\_ I have ploughed and planted and gathered into

barns, and no man could beat me! \_\_\_\_\_ hyperbole \_\_\_\_\_ And ain't I a woman?

I could work as much and eat as much as a man \_\_\_\_\_ simile \_\_\_\_\_ —when I could get it—and bear the lash as well! And ain't I a woman? I have borne thirteen children, and seen most all sold off to slavery, and when I cried out with my mother's grief, none but Jesus heard me! \_\_\_\_\_ hyperbole \_\_\_\_\_ And ain't I a woman? \_\_\_\_\_ repetition \_\_\_\_\_

—adapted from “Ain't I a Woman?” speech, delivered by Sojourner Truth at the Akron, Ohio, Women's Convention, 1851

1. The following speech, known as the Gettysburg Address, was given by President Abraham Lincoln in 1863, after 8,000 Americans lost their lives in the Battle of Gettysburg. Find 3 periphrasis and 1 synonymia.

Four score<sup>1</sup> and seven years ago \_\_\_\_\_ periphrasis for 1776, or 87 years \_\_\_\_\_ our fathers brought forth on this continent, a new nation, \_\_\_\_\_ periphrasis for the United States \_\_\_\_\_ conceived in Liberty, and dedicated to the proposition that all men are created equal.

Now we are engaged in a great civil war, testing whether that nation, or any nation so conceived and so dedicated, can long endure. We are met on a great battlefield of that war. We have come to dedicate a portion of that field, as a final resting place \_\_\_\_\_ periphrasis for graveyard \_\_\_\_\_ for those who here gave their lives that that nation might live. It is altogether fitting and proper \_\_\_\_\_ synonymia \_\_\_\_\_ that we should do this.

Now find 1 contrary, 1 hyperbole, 1 repetition, 2 anacolutha, and 1 synonymia.

But, in a larger sense, we can not dedicate, we can not consecrate, we can not hallow, this ground. \_\_\_\_\_ synonymia \_\_\_\_\_ The brave men, living and dead, who struggled here, have consecrated it, far above our poor power to add or detract. \_\_\_\_\_ hyperbole \_\_\_\_\_ The world will little note, nor long remember what we say here, but it can never forget what they did here. \_\_\_\_\_ contrary \_\_\_\_\_ It is for us the living, rather, to be dedicated here to the unfinished work \_\_\_\_\_ anacolutha \_\_\_\_\_ which they who

1. score: twenty years four score: eighty years

fought here have thus far so nobly advanced. It is rather for us to be here dedicated to the great task remaining before us anacolutha —that from these honored dead we take increased devotion to that cause for which they gave the last full measure of devotion—that we here highly resolve that these dead shall not have died in vain—that this nation, under God, shall have a new birth of freedom—and that government of the people, by the people, for the people, repetition shall not perish from the earth.

2. The following excerpt is from a speech given by Frederick Douglass on July 5, 1852. Find 1 hyperbole (using metaphor) and 1 synonymia.

O! had I the ability, and could I reach the nation's ear, I would today pour out a fiery stream hyperbole using metaphor of biting ridicule, blasting reproach, withering sarcasm, and stern rebuke synonymia. For it is not light that is needed, but fire; it is not the gentle shower, but thunder.

Now find 5 contraries, 1 hyperbole, 1 metaphor, and 1 synonymia.

What, to the American slave, is your Fourth of July? I answer: a day that reveals to him, more than all other days in the year, the gross injustice and cruelty to which he is the constant victim. To him, your celebration is a sham; contrary your boasted liberty, an unholy license; contrary your national greatness, swelling vanity; contrary your sounds of rejoicing are empty and heartless; contrary your shouts of liberty and equality, hollow mockery; contrary your prayers and hymns, your sermons and thanksgivings with all your religious parade and solemnity, are to him mere bombast, fraud, deception, impiety, and hypocrisy; synonymia — a thin veil metaphor to cover up crimes which would disgrace a nation of savages. There is not a nation of the earth guilty of practices more shocking and bloody than are the people of these United States at this very hour. hyperbole

## Lesson 6: The Whole Encomium

**A**You may find the following helpful in expanding your discussion of some of the background categories (or “heads of purpose”):

**ANCESTORS**—Could you find any ways that Douglass’s ancestors helped him to be so praiseworthy? Possibly . . . but it is difficult to trace the ancestors of a people bound by slavery. Often, no records were kept by the violent men who trapped and sold them. However, although we don’t know for sure who Douglass’s father was, we can guess, from his autobiography, that some of his mother’s noble qualities rubbed off on him.

**COUNTRY**—As for Douglass’s country, while there is much to praise about the United States, slavery is an awful stain on its history. It would be very difficult to find ways that America helped Douglass become such a praiseworthy man, unless we focus on its abolition movement before the war or job opportunities after the war.

If you were tempted to find benefits to Douglass from his ancestral home, the kingdoms of West Africa, you would be dismayed to find that they, too, assisted the slave trade and grew rich by selling their fellow Africans. Douglass himself acknowledged this dilemma when he wrote, “The savage chiefs of the western coasts of Africa, who for ages have been accustomed to selling their captives into bondage and pocketing the ready cash for them, will not more readily accept our moral and economical ideas than the slave traders of Maryland and Virginia. We are, therefore, less inclined to go to Africa to work against the slave trade than to stay here to work against it.” (Frederick Douglass, “African Civilization Society,” *Douglass’ Monthly*, February 1859)

**B**It might be helpful to ask students questions about themselves first, before you ask questions about the person featured in the lesson biography. For example:

- How do your parents influence you? How are you like your parents? How are you different from them?
- How does your country influence you? What is special about your country? What is it famous for?
- How does your school influence you? What are some ideas you’ve learned from your teachers and books that you are still thinking about?

### Talk About It—

1. Douglass stares ahead sternly and purposefully. This shows that he is a man who knows his own mind and does not falter or fear opposition. He sits up straight and tall, as if he has no time to relax from his important work. His clothing is elegant and dignified, showing that he cares about his appearance and wants to be taken seriously.
2. Douglass also exhibited courage, faith, hope, and a desire for justice.
3. Answers will vary. Sample answer: To get to the top of a mountain, I had to hike late into the night. I grew exhausted and began to get blisters on my feet. I had to persevere through those discomforts in order to reach my goal of getting to the top of the mountain. To persevere means to keep going even when the effort is difficult, so by its nature perseverance always involves discomfort, discouragement, or suffering.

**Memoria—**

1. This quote means that once people begin to understand and spread a true idea, it will become more and more widespread until nearly everyone accepts and believes it. Think of heliocentric theory, in which Copernicus figured out that the earth revolved around the sun instead of the sun revolving around the earth. This theory started out with one person but spread and spread until it became a commonly accepted idea. Douglass wanted to spread the truth that all people are fundamentally equal and should be given equal rights and privileges. No man, he believed, should be seen as the property of another. Many people changed their minds as a result of hearing his ideas about equality.

**A Look at the Parts of the Encomium Essay****Introduction:**

hyperbole, simple thesis + supporting point #1 + supporting point #2, transition

**Simple thesis:** an opinion that is debatable

*Example:* Douglass was a great man.

**Supporting point #1:** evidence (proof) that the thesis (opinion) is correct, in a very pared down, “nutshell” form

*Example:* because he used perseverance to survive and fight against slavery

**Supporting point #2:** evidence (proof) that the thesis (opinion) is correct, in a very pared down, “nutshell” form

*Example:* because he used intelligence to survive and fight against slavery

**Background Paragraph:**

miniature biography of the subject, especially as his history relates to points mentioned in the thesis

This paragraph doesn’t support the thesis in the sense that it is not proof of its truth, but it provides useful and interesting information about the subject of the essay to “set the scene.”

*Example:* shows how Douglass’s mother modeled perseverance to him and how he persevered in his education

**Supporting Paragraph #1—Qualities:**

evidence (proof) that the thesis (opinion) is correct in an expanded form

This paragraph restates at least one of the supporting points by providing additional detail (based on the subject’s qualities) about that point and explains how it proves the thesis to be true.

*Example:* gives examples of Douglass’s perseverance and/or intelligence to demonstrate that he had that quality and explains how his use of it made him great

**Supporting Paragraph #2—Career:**

evidence (proof) that the thesis (opinion) is correct in an expanded form

This paragraph restates at least one of the supporting points by providing additional detail (based on the subject’s career) about that point and explains how it proves the thesis to be true.

*Example:* gives examples of how Douglass used his intelligence and/or perseverance in his career and explains how that made him great

### **Contrast Paragraph:**

comparison of the subject to a less favorable character in order to heighten the praise in the thesis

This is a supporting paragraph in the sense that it supports the praise, although it isn't necessarily explicitly "proof" or "evidence."

*Example:* shows how John Brown's use of violence was less intelligent and less patient (persevering) than Douglass's work

### **Epilogue:**

conclusion

This paragraph sums up the point of the essay. It restates the thesis using different wording and encourages the reader to imitate the subject.



The purpose of this lesson is for students to write an encomium essay in praise of Susan B. Anthony. In this lesson, students will practice:

- summarizing
- annotation
- critical thinking
- rhetorical analysis of a photograph
- reflection, memorization, and recitation
- creating sentence variety with simple and compound sentences
- writing hyperbole, simile, and metaphor (rhetorical devices)
- essay writing: introduction, body paragraphs, conclusion
- organizing ideas around a thesis
- using textual evidence to support a thesis
- comparing and contrasting biographical figures
- public speaking and elocution (oral delivery of a speech)
- partner feedback guided by a rubric
- proofreading and revision



## Lesson 7 .....

### First Encomium: Susan B. Anthony

**D**id you know there was a time in American history when women could not vote? Back then, many people thought that women were too emotional to make good decisions about who should be their elected leaders. There were some, however, who fought for the right of women to vote. These people were called suffragists, and Susan B. Anthony is probably the most famous suffragist of all.

Anthony was born into a large Quaker<sup>1</sup> family on February 15, 1820, in Massachusetts. Early in life, she learned from her parents that some causes are worth fighting for. Her father was an abolitionist who was often scorned for his radical views, but he refused to back down on something he believed to be right. He also taught his daughter how to take a stand. When he learned that the male teachers at the public school refused to teach girls long division, he removed Anthony from school and had her homeschooled instead.

When she was twenty-five, Anthony's family moved to Rochester, New York, where their home soon became a gathering place for prominent abolitionists, including William Lloyd Garrison and Frederick Douglass. Douglass became one of Anthony's lifelong friends.

---

1. Quakers belong to a Christian group called the Religious Society of Friends. They are often dedicated to the pursuit of peace.

Anthony participated wholeheartedly in abolitionist work, but she soon turned her sights on women's rights, too. When she looked at the mistreatment of slaves, she saw similarities in the ways that women lacked rights. Not only could women not vote to change oppressive laws, but they were also shut out of jobs and opportunities for making money. Too often women found it difficult to break free of abusive men because they depended on them for food and shelter. Because both slaves and women were not treated as equal to free men, abolitionists and women's rights activists often worked together and saw their causes as linked together.

In 1852, Anthony attended her first women's rights convention in Syracuse, New York. This convention, as well as the influence of her family and friends, inspired Anthony to become a leader in the suffrage movement. She and another good friend, Elizabeth Cady Stanton, started their own newspaper called *The Revolution*. It called for equal opportunities and rights for women. Throughout the 1870s, Anthony toured the country speaking and writing on behalf of women's right to vote. In 1871, she traveled by train and stagecoach through Wyoming Territory to California and ultimately to Canada, speaking and lecturing to crowds wherever she went. These lectures strengthened local suffrage organizations, and many people, both men and women, joined the movement.

In 1872, Anthony was arrested for voting. Anthony had voted based on her understanding of the Fourteenth and Fifteenth Amendments. Amendments are changes made to the United States Constitution, the highest law of the land. The Fourteenth Amendment guarantees equal protection under the law for all citizens, including former slaves. The Fifteenth Amendment prohibits the government from denying a citizen the right to vote, no matter a person's race, color, or former status as a slave. These laws were passed to ensure that black Americans could become citizens and vote after the abolition of slavery, but Anthony was determined to apply these rights to women as well. The following passage tells the story of Anthony's arrest.



▲ Portrait of Susan B. Anthony taken in 1900, when she was eighty years old.



# Susan B. Anthony: Rebel, Crusader, Humanitarian

—adapted from the biography of the same title by Alma Lutz,  
and a speech given by Susan B. Anthony<sup>2</sup>

Susan B. Anthony looked forward to claiming her rights under the Fourteenth and Fifteenth Amendments and was ready to act. As she glanced through the morning paper on November 1, 1872, she read these challenging words: “Now Register [to Vote]! If you were not permitted to vote you would fight for the right, undergo all privations for it, face death for it.”

This was all the reminder she needed. She would fight for this right. She put on her bonnet and coat, telling her three sisters what she intended to do and asking them to join her. Together they walked briskly to the barbershop where the voters of their ward were registering. Boldly entering this stronghold of men, Anthony asked to be registered. The inspector in charge, Beverly W. Jones, tried to convince her that this was impossible under the laws of New York, but Anthony told him that she claimed her right to vote not under the New York constitution but under the Fourteenth Amendment, and she read him its pertinent lines.

The inspector officially registered Anthony, and, her mission accomplished, she left and proceeded to round up twelve more women who were willing to register. The evening papers spread the sensational news, and by the end of the registration period, fifty Rochester women had joined the ranks of the militants.

Before she voted, Anthony took the precaution of consulting Judge Henry R. Selden, a former judge of the court of appeals. After listening with interest to her story and examining the arguments in support of the claim that women had a right to vote under the Fourteenth and Fifteenth Amendments, he was convinced that women had a good case and consented to advise her and defend her if necessary.

Judge Selden had retired from the bench because of ill health and was practicing law in Rochester, where he was highly respected. A Republican,<sup>3</sup> he had served as lieutenant governor and state senator. Anthony had known him as one of the city’s active abolitionists and a friend of Frederick Douglass who had warned Douglass to flee the country after the raid on Harper’s Ferry and the capture of John Brown.<sup>4</sup> Such a man she felt she could trust.

Interesting incident  
in Douglass’s life!

2. given June 20, 1873, recorded by Matilda Joslyn Gage, *Leavenworth Times* (Kansas), July 3, 1873

3. Republican: a political party begun in 1854 by activists who were against slavery

4. John Brown was a violent abolitionist who hoped to lead a slave revolt. When he attacked the weapons storage of the US Army at Harper’s Ferry, many abolitionists who had known Brown feared that they would be suspects too.

Election day—November 5, 1872—did not, however, bring the general uprising of women for which Anthony had hoped. In Michigan, Missouri, Ohio, and Connecticut, as in Rochester, very few women tried to vote. Elizabeth Stanton did not vote, and her lack of enthusiasm about testing the system by voting was very disappointing to Anthony. However, the fact that Susan B. Anthony had voted won immediate response from the press in all parts of the country.

All was quiet for about two weeks after the election, and it looked as if the episode might be forgotten in the jubilation over the election of Ulysses Grant. Then, on November 18, the United States deputy marshal rang the doorbell at 7 Madison Street and asked for Miss Susan B. Anthony. When she greeted him, he announced with embarrassment that he had come to arrest her.

“Is this your usual manner of serving a warrant?” she asked in surprise.

He then handed her papers, saying that anyone voting knowingly without having the lawful right to vote was guilty of a crime.

This was a serious development. It had never occurred to Anthony that a law passed in 1870 to halt the voting of southern rebels could actually be applicable to her. In fact, she had expected to bring suit against election inspectors for refusing to accept the ballots of women. Now charged with crime and arrested, she suddenly began to sense the import of what was happening to her.

When the marshal suggested that she report alone to the United States Commissioner, she emphatically refused to go of her own free will, and they left the house together, she extending

her wrists for the handcuffs and he ignoring her gesture. As they got on the streetcar and the conductor asked for her fare, she further embarrassed the marshal by loudly announcing, “I’m traveling at the expense of the government. This gentleman is escorting me to jail. Ask him for my fare.”!


On that day, in the office where a few years before fugitive slaves had been returned to their masters, Anthony experienced a different kind of oppression as she was questioned and cross-examined. Proudly she admitted that she had voted. She declared that she would have attempted to vote to test women’s rights no matter what advice she had received from Judge Selden or any lawyer.

“Did you have any doubt yourself of your right to vote?” asked the commissioner.

“Not a particle,” she replied.

She was then ordered to post bail so that she would not have to go to jail. Anthony refused to pay the **(bail)** emphatically stating that she preferred prison.

Seeing no heroism but only disgrace in jail time for his client, and unwilling to let her bring this shame



Wow! Clearly Anthony wanted to make a scene!

upon herself, Henry Selden chivalrously assured Anthony that this was a time when she must be guided by her lawyer's advice and told her that he had paid her bail. Aghast, Anthony rushed back to the courtroom, hoping to cancel the bond, but it was too late. Bitterly disappointed, she pleaded with Henry Selden, but he quietly replied, "I could not see a lady I respected in jail." She never forgave him for this, in spite of her continued appreciation of his keen legal mind, his unfailing kindness, and his willingness to battle for women.

On December 23, 1872, in Rochester's common council chamber, before a large, curious audience, Anthony, the other women voters, and the election inspectors were put on trial. People expecting to see bold, notoriety-seeking women were surprised by their seriousness and dignity.

The judge was determined to punish Anthony, and he ordered her to pay a fine of \$100 and the costs of prosecution. When Anthony stood up to lecture the judge, he said, "You have been tried, Miss Anthony, by the forms of law, and my decision has been rendered by law."

She responded, "Yes, but laws made by men, under a government of men, interpreted by men and for the benefit of men. The only chance women have for justice in this country is to violate the law, as I have done, and as I shall *continue* to do," and she struck her hand heavily on the table in emphasis of what she said. "Does your honor suppose that we obeyed the infamous fugitive slave law which forbade to give a cup of cold water to a slave fleeing from his master? I tell you we did not obey it; we fed him and clothed him, and sent him on his way to Canada. So shall we trample all unjust laws under foot. I do not ask the clemency of the court. I came into it to get justice. Having failed in this, I demand the full rigors of the law." She ended her speech by saying, "Resistance to tyranny is obedience to God!"

The judge refused to back down. He again ordered her to pay a fine of \$100. However, when she refused to pay it, he simply let Anthony go, much to her disappointment.

It took until 1920, with the passing of the Nineteenth Amendment to the Constitution, for women to finally get the ability to vote. Susan B. Anthony, who died in 1906, didn't live to see this day, but the amendment was affectionately called the "Susan B. Anthony Amendment" by the American public.



# Tell It Back—Narration



1. In five or six sentences, summarize the story of Susan B. Anthony's historic vote and the resulting trial.

— Sample summary: After the passage of the Fourteenth and Fifteenth Amendments, Susan B. Anthony decided to put the United States Constitution to the test. She cast her vote and convinced other women to do the same, but two weeks later, she was arrested. She was offered bail, but stated that she would rather go to jail. Her lawyer paid the fee for her, and she was extremely disappointed to walk free. In the Rochester council chamber, she was put on trial and accused of voting illegally. She was ordered to pay a \$100 fine, which she refused to pay, but the judge also refused to put her in jail.

---

---

---

---

2. **MARK UP THE TEXT**—Annotation: Read through *Susan B. Anthony: Rebel, Crusader, Humanitarian* again. As you read, write in the margin of the text symbols that will help you understand it better and find important details later. The following are some symbols you might use: **A**
  - Underline the main idea of the story or any important point.
  - Put a question mark in the margin to mark any part of the story you don't understand.
  - Write any questions or thoughts you have in the margin.
  - Put an exclamation point in the margin to mark any part of the story you find surprising or particularly interesting.
  - Circle any important or unfamiliar vocabulary words or proper nouns when they are first introduced. Remember, a proper noun is the name for any specific person, place, thing, or idea. How do you know which words to circle? Circle words that appear repeatedly, or words you can't understand from the context of the sentence alone. Look up any unfamiliar words in the glossary or, if they aren't there, in a dictionary. **B**

**A**Note that sample annotations have been made in reading selections. Annotation is highly individual, and the markings on these texts are for sample purposes only. Your students may choose different words and passages to mark up.

**B**Note that some particularly esoteric words have been footnoted with definitions in order to allow for a smoother reading experience. A number of potentially challenging words have been circled in the teacher's edition, and their definitions have been provided in the glossary. If a student circles a word that is not found in the glossary, direct him or her to use a dictionary to find a definition for that word.

## Talk About It—

- TE** 1. Look carefully at the photograph of suffragists marching in a parade, demanding votes for women. Why do you suppose they are waving American flags, and with these flags what are the women trying to say to the men who don't want them to vote? Why do you think two young girls are also included in the parade?



▲ Women's suffrage parade.

- TE** 2. Susan B. Anthony wanted to go to jail for her beliefs rather than be set free. Why do you think she wanted to go to jail? What does this desire show about her character?
- TE** 3. Do you have a belief or do you know of a cause that you would be willing to go to jail to support? If so, what is it? What are some causes that people go to jail for today?

## Memoria—

- TE** Cautious, careful people, always casting about to preserve their reputation and social standing, never can bring about a reform. Those who are really in earnest must be willing to be anything or nothing in the world's estimation. —Susan B. Anthony
1. Discuss the meaning of this quotation by Susan B. Anthony from *On the Campaign for Divorce Law Reform*. Define any words you may not know. How did Susan B. Anthony embody this quote?
  2. Memorize the quotation and be prepared to recite it during your next class.
  3. Write the quotation in your commonplace book, along with any thoughts you have about it.

# Writing Time—

1. **SENTENCE PLAY**—Your writing may contain ideas of sheer brilliance, but if you don't vary your sentences, your readers may nod off to sleep. Sentence variety keeps your readers on their toes. It makes your writing sound interesting and vigorous instead of sounding like the dull hum of a fan. Notice how the first sentence in this paragraph is compound and the second is simple. Even in these instructions, I'm varying my sentences!

Compound sentences are made up of two independent simple sentences combined by a linking word called a conjunction (“and,” “or,” “but,” for example). Compound sentences can be simplified into multiple sentences while keeping the same meaning. On the other hand, some sentences are simple and cannot be broken down any further without becoming fragments. However, simple sentences can be combined to form a compound sentence.

In the space provided, identify the following sentences as either simple or compound. Then, if they are simple, transform them into compound. Likewise, transform compound sentences into simple sentences.

Examples:

\_\_\_\_\_ compound \_\_\_\_\_ Susan looked forward to claiming her rights under the Fourteenth Amendment, and she was ready to act.

\_\_\_\_\_ Susan looked forward to claiming her rights under the Fourteenth Amendment. \_\_\_\_\_  
She was ready to act. (two simple sentences)

\_\_\_\_\_ simple \_\_\_\_\_ The Nineteenth Amendment passed in 1920. The American public affectionately called it the “Susan B. Anthony Amendment.”

\_\_\_\_\_ The Nineteenth Amendment passed in 1920, and the American public affectionately called it the “Susan B. Anthony Amendment.” (compound sentence)

- A. \_\_\_\_\_ compound \_\_\_\_\_ When she was twenty-five, her family moved to Rochester, New York, and their home soon became a gathering place for abolitionists.

\_\_\_\_\_ Sample answer: When she was twenty-five, her family moved to Rochester, New York. \_\_\_\_\_  
Their home soon became a gathering place for abolitionists.

B. simple The New York justice system imprisoned Anthony. Her crime was voting in an election.

Sample answer: The New York justice system imprisoned Anthony, and they said her crime was voting in an election.

C. compound Anthony toured the country speaking on behalf of the right to vote, and in 1872 she was arrested for voting.

Sample answer: Anthony toured the country speaking on behalf of the right to vote. In 1872, she was arrested for voting.

D. simple This was a serious development. It had never occurred to Susan that this law could actually be applied to her.

Sample answer: This was a serious development, and it had never occurred to Susan that this law could actually be applied to her.

E. compound She asked her three sisters to join her, and they walked to the barbershop where the voters were registering.

Sample answer: She asked her three sisters to join her. They walked to the barbershop where the voters were registering.

F. compound Anthony claimed her right to vote, and she read the amendment to the judge.

Sample answer: Anthony claimed her right to vote. She read the amendment to the judge.

G. simple This was all the reminder she needed. She would fight for this right.

Sample answer: This was all the reminder she needed, and she would fight for this right.

H. simple She and another good friend, Elizabeth Cady Stanton, started their own newspaper, *The Revolution*. It called for equal opportunities for women.

Sample answer: She and another good friend, Elizabeth Cady Stanton, started their own newspaper, *The Revolution*, and it called for equal opportunities for women.

I. simple Frederick Douglass became lifelong friends with Susan B. Anthony. He had an influence on her work as both a suffragist and an abolitionist.

Sample answer: Frederick Douglass became lifelong friends with Susan B. Anthony, and he influenced her work as both a suffragist and an abolitionist.



2. **COPIOUSNESS**—Remember that similes and metaphors can be helpful in creating hyperbole. For example, instead of simply stating, “Susan B. Anthony came from a large family,” you could possibly write, “Susan B. Anthony came from a large family, a tribe of Quakers.” This isn’t literally true, of course—the Anthony family was not large enough to be a tribe of people—but the metaphor reinforces the main idea of the sentence, that Anthony’s family was large.

You could also try a simpler hyperbole such as: “Elizabeth Stanton’s lack of enthusiasm about a test case in the courts was one of the worst things that ever happened to Susan.”

Rewrite the following sentences using hyperbole. Use similes and metaphors wherever you like.

Example:

As she glanced through the morning paper, Susan felt challenged by the words: “Now Register to Vote!”

Change to: As she glanced through the morning paper, the words “Now Register to Vote” struck Susan like lightning.

A. Judge Selden was practicing law in Rochester, where he was highly respected.

Sample answer: Judge Selden was practicing law in Rochester, where he was the most respected of any lawyer who had ever practiced there.

B. Susan B. Anthony embarrassed the marshal who was escorting her to jail.

Sample answer: Susan B. Anthony completely humiliated the marshal who was escorting her to jail.

C. Men gathered in the barbershop where voters registered.

Sample answer: Like sardines in a can, men packed the barbershop where voters registered.

D. Anthony was disappointed that Selden had paid her bail.

Sample answer: Anthony was completely aghast that Selden had paid her bail.

E. Most people at the time did not like the idea of women’s suffrage.

Sample answer: Most people at the time passionately hated the idea of women’s suffrage.





3. **ENCOMIUM**—The purpose of this lesson’s essay is to praise Susan B. Anthony. Before you start writing, use the following prompts for each paragraph to help you sketch out your ideas. You can use lists, phrases, or complete sentences for your answers. Then compose your full essay on a separate paper or on a computer. Remember that each paragraph has a job to do in defending the thesis.

The paragraphs you write after going through these steps will be your first draft, or your first version of the essay. Assume that your first draft will need some rewriting to make it the best essay it can be.

**Paragraph 1 (Introduction):** Start with an introduction that includes hyperbole, a thesis, and a transition sentence.

Begin your introduction with hyperbole about Susan B. Anthony. Remember that hyperbole is deliberate exaggeration for the sake of emphasizing an idea and of appealing to the emotions of your audience. In an encomium essay you want to exaggerate your praise of your subject.



Hyperbole: Sample hyperbole: With the steadfastness of a rock, Susan B. Anthony stood firm against the waves of injustice that kept women from voting.

This icon indicates where you will be doing prewriting.

Look back over your annotations to find inspiration for your thesis. Then write a simple argument in praise of Susan B. Anthony. A thesis is the main idea or the “controlling idea” of the paper. It determines what information goes into the essay and what information gets tossed. Avoid being too general, but rather be specific and clear.



Simple thesis: Sample simple thesis: She was perfectly suited to advance the women’s suffrage movement.



Next, list information from the lesson reading that will help to support your thesis. This information should fall into the categories of “qualities” and “career.” Use this information to write two supporting points.

Supporting information: \_\_\_\_\_

Sample supporting information:

- was an abolitionist when abolitionism was unpopular
- started a newspaper with her friend
- toured the country to speak for women's rights
- brought women together to vote in an election
- was arrested and made a fiery speech at court

Supporting point #1: \_\_\_\_\_

Sample supporting point #1: She was courageous.

Supporting point #2: \_\_\_\_\_

Sample supporting point #2: She was a strong leader.

Now combine your supporting points with your simple thesis to create your final thesis.



Thesis: \_\_\_\_\_

Sample thesis: Thanks to her courage and leadership ability, she was perfectly suited to advance the women's suffrage movement.

Finally, transition to the next paragraph with a sentence that leads from the thesis to the main idea of the second paragraph. A transition is like a bridge that connects one paragraph to another.



Transition sentence: \_\_\_\_\_

Sample transition sentence: She learned the courage to stand up for her beliefs from her early years with her father.

**Paragraph 2 (Background):** Detail Susan B. Anthony's background by considering her ancestors (including parents), country, or education. You should select facts that show how her early years contributed to the supporting points in your thesis.



Background details: \_\_\_\_\_

Sample details:

- father was an abolitionist
- father took a stand when public school teachers refused to teach her long division
- was influenced by other well-known abolitionists

**Paragraph 3 (Qualities):** Using details about Susan B. Anthony's personal character, abilities, or virtues, tell your reader more about one or both of your supporting points. Make sure you explain how this support proves your thesis.



Qualities: \_\_\_\_\_

Sample qualities:

- persuasive—got others to join her cause, a powerful speaker
- courageous—stood against injustice, voted and then was arrested
- stubborn—refused to back down when she knew she was right

**Paragraph 4 (Career):** Use details about Susan B. Anthony's achievements or how she used her gifts for a good cause to tell your reader more about one or both of your supporting points. Make sure you explain how this support proves your thesis.



Career details: \_\_\_\_\_

Sample career details:

- started a newspaper with Elizabeth Cady Stanton
- often traveled and made public speeches
- toured to the west coast and faraway Canada
- gathered women to vote
- was arrested and spoke boldly in trial



Reinforce these ideas with a quotation lifted from the text. The best quotes are short and to the point, and they support the main idea of the paragraph. They should express an idea very clearly and eloquently in a way that would be hard for you to achieve using your own words. Always identify the speaker or writer of the quote and use quotation marks.

Quote: \_\_\_\_\_

— Sample quote: Susan responded, “So shall we trample all unjust laws under foot. I do not ask the clemency of the court. I came into it to get justice.” —

**Paragraph 5 (Contrast):** Contrast Susan B. Anthony with a lesser person in order to heighten your praise. Consider a figure in history who compares unfavorably to one or both of your supporting points about Anthony. For example, you might choose a person who was cowardly in the face of opposition, who used his or her leadership skills to harm others, who was not able to successfully persuade others, or who opposed women’s right to vote.

The following examples are of two leaders who hurt the cause of women’s voting rights, but you can feel free to select another person if these examples don’t contrast with your supporting points. You only need to select one person for comparison.

## Mrs. Humphry Ward

Mrs. Ward, born Mary Augusta Arnold, was a famous British writer in the 1800s. Her bestselling books were *The Marriage of William Ashe*, a story about a wild and unfaithful wife, and *Robert Elsmere*, a religious novel. She was opposed to voting rights for women, and she became one of the leaders of The Women’s National Anti-Suffrage League. Her reasons for opposing votes for women, though misguided, were thoughtful and complex. She was concerned that women would use their energies for politics instead of building up their families and instead of helping with causes such as aiding the poor. She also worried that political differences would hurt the relationships between husbands and wives.



▲ Mrs Humphry Ward, novelist and social worker.

Surprisingly, many women agreed with Mrs. Ward's position, and they resisted the call to vote. In the end, Mrs. Ward's fears were not realized, and today voting is a cherished right for all adult citizens.


## W.H. Whittaker

William Henry Whittaker was the superintendent of the Occoquan Workhouse, a prison built in 1910 near Washington, DC. Whittaker was known for his progressive ideas, which included incentives such as offering blue suits to prisoners who showed good behavior. He also tried to lengthen prison terms, because he believed that longer terms would be more likely to promote reform. Whittaker's ideas seemed advanced at the time, but there was a darker side to them too. Whittaker was a fierce disciplinarian and he punished unruly prisoners severely.

On October 20, 1917, members of a women's suffrage group called the Silent Sentinels were sentenced to seven months of imprisonment in Whittaker's workhouse because they had been silently protesting outside the White House and blocking traffic. Once inside the prison, the women refused to follow Whittaker's orders and refused to work.

It was after this that November 14, 1917, became known as the "Night of Terror." According to the suffragists' testimony in court, on that night Whittaker ordered the workhouse guards to frighten and harass the women. Many of the women said they were beaten or chained, and one of them even suffered a heart attack as a result of the guards' treatment of her. The protestors also claimed that they were held in unsanitary conditions, in dark and dirty rooms, and in some cases were forced to eat raw eggs or sleep in rooms with rats.

It is difficult to know what exactly happened on the "Night of Terror." Whittaker denied the charges against him, and the protestors, who had a strong interest in making headline news, may have embellished their stories. Nevertheless, when the American public heard about how the protestors were being treated, widespread anger against Whittaker and his guards led to the prisoners' release on November 27 and 28. Historians think that the "Night of Terror" helped women to win the vote less than three years later.





Name of contrasting person: \_\_\_\_\_ Sample answer: William Henry Whittaker

Details from this person's life: \_\_\_\_\_

Sample details:

- probably was a brave man to work in a prison
- treated prisoners harshly
- may have used his position of leadership to order guards to frighten and harass the women
- could have stopped the abuse, but didn't

**Paragraph 6 (Conclusion):** Write an epilogue, or concluding paragraph. Use what you have learned about writing copiously to restate your thesis using different words. You should also consider encouraging your audience to imitate the example of Susan B. Anthony.



Things to imitate: \_\_\_\_\_

Sample things to imitate:

- She cared about helpless and oppressed people.
- She was willing to be uncomfortable herself in order to help others.
- She never stopped fighting for the things she believed in.

Once you have completed your prewriting, go through these instructions again and write your paragraphs based on the prompts.

Speak It—



1. **DRAMATIC READING**—Perform a dramatic reading of Susan B. Anthony's famous speech "Is It a Crime for a Citizen of the United States to Vote?" Students may take turns reading a paragraph at a time, or each student may read the entire speech in front of the class. Be sure to practice your elocution skills; you can find pointers in the back of this book.

# Is It a Crime for a Citizen of the United States to Vote?

Friends and Fellow-citizens: I stand before you to-night, under accusation for the **alleged** crime of having voted at the last Presidential election, without having a lawful right to vote. It shall be my work this evening to prove to you that in thus voting, I not only committed no crime, but, instead, simply exercised my citizen's right, guaranteed to me and all United States citizens by the National Constitution, beyond the power of any State to deny.

Our democratic-republican government is based on the idea of the natural right of every individual member to a voice and a vote in making and executing the laws. We assert the responsibility of government to be to secure the people in the enjoyment of their **unalienable** rights. We throw to the winds the old beliefs that governments can give rights. Before governments were organized, no one denies that each individual possessed the right to protect his own life, liberty, and property. . . . Nor can you find a word in any of the grand documents left us by the fathers that assumes for government the power to create or to **confer** rights. The Declaration of Independence, the United States Constitution, the constitutions of the several states and the natural laws of the territories, all alike propose to protect the people in the exercise of their God-given rights. Not one of them pretends to bestow rights.

"All men are created equal, and endowed by their Creator with certain unalienable rights. Among these are life, liberty and the pursuit of happiness. That to secure these, governments are instituted among men, deriving their just powers from the consent of the governed."<sup>5</sup> . . . Here, in this very first paragraph of the declaration, is the assertion of the natural right of all to the **ballot**; for, how can "the consent of the governed" be given, if the right to vote be denied. . . .

The **preamble** of the federal constitution says: "We, the people of the United States, in order to form a more perfect union, establish justice, insure domestic tranquility, provide for the common defense, promote the general welfare and secure the blessings of liberty to ourselves and our **posterity**, do ordain and establish this constitution for the United States of America."

It was we, the people, not we, the white male citizens, nor yet we, the male citizens; but we, the whole people, who formed this Union. And we formed it, not to give the bless-

5. This quote is from the Declaration of Independence.

ings or liberty, but to secure them; not to the half of ourselves and the half of our posterity, but to the whole people—women as well as men. And it is downright mockery to talk to women of their enjoyment of the blessings of liberty while they are denied the use of the only means of securing them provided by this democratic-republican government—the ballot. . . .

For any State to make sex a qualification that must ever result in the **disfranchisement** of one entire half of the people, is to pass a bill of **attainder**, or an ex post facto law,<sup>6</sup> and is therefore a violation of the supreme law of the land.<sup>7</sup> By it, the blessings of liberty are forever withheld from women and their female posterity. To them, this government has no just powers derived from the consent of the governed. To them this government is not a democracy. It is not a republic. It is an **odious aristocracy**; a hateful **oligarchy** of sex. The most hateful aristocracy ever established on the face of the globe. . . .

We no longer petition Legislature or Congress to give us the right to vote. We appeal to the women everywhere to exercise their too long neglected “citizen’s right to vote.” We appeal to the inspectors of election everywhere to receive the votes of all United States citizens as it is their duty to do. . . . It is on this line that we propose to fight our battle for the ballot—all peaceably, but nevertheless persistently through to complete triumph, when all United States citizens shall be recognized as equals before the law.

2. **PARTNER FEEDBACK**—With a student partner (or your teacher), take turns reading the rough drafts of your encomium essays. You and your partner should give each other comments about what is more or less effective about your writing. Use the following rubric to help you get ideas for your comments. (A rubric is a guide to evaluating and grading writing, and your teacher may use this particular rubric to grade your essay.) Try to say two positive things about your partner’s essay, and then come up with at least two suggestions for editing the essay.



6. ex post facto: after the fact  
7. supreme law of the land: the Constitution

# Encomium Essay Rubric

Name: \_\_\_\_\_ Date of Assignment: \_\_\_\_\_

## Content \_\_\_\_\_/80

### Introduction (20 points)

- Does the encomium begin with hyperbole? (5 points) \_\_\_\_\_
- Does the writer take a clear position with a thesis statement? Does the thesis contain at least two supporting points? (10 points) \_\_\_\_\_
- Is there a transition sentence that bridges between the introduction and the first body paragraph? (5 points) \_\_\_\_\_

### Body Paragraphs (50 points)

- Do the four body paragraphs, and the information they present, clearly and strongly support the thesis? (10 points) \_\_\_\_\_
- Does the first body paragraph detail the background of the person? Does it consider ancestors (including parents), country, or education? (10 points) \_\_\_\_\_
- Does the second body paragraph describe the person's fine qualities? Does it consider character, abilities, or virtues? (10 points) \_\_\_\_\_
- Does the third body paragraph describe the person's career? Does it describe the person's achievements or show how this person used his or her gifts for a good cause? Does it contain a direct quote? (10 points) \_\_\_\_\_
- Does the fourth body paragraph contrast the person with a lesser person in order to heighten the praise? (10 points) \_\_\_\_\_

### Epilogue (10 points)

- Does the conclusion—the epilogue—clearly restate the thesis using different words? (10 points) \_\_\_\_\_

## Style & Form \_\_\_\_\_/20

### Style (12 points)

- Are the sentences varied? (4 points) \_\_\_\_\_
- Do the paragraphs follow each other in a way that makes sense? In other words, do they flow together? (4 points) \_\_\_\_\_
- Does the writer use strong and specific words (vocabulary)? (4 points) \_\_\_\_\_

### Form (8 points)

- Number of spelling, punctuation, capitalization errors \_\_\_\_\_
- 2 or fewer per page: 4 points
- 3–4 per page: 3 points
- 5–6 per page: 2 points
- More than 6 per page: 0 points
- Number of sentence errors (run-ons or fragments) \_\_\_\_\_
- 1 or fewer per page: 2 points
- 2–3 per page: 1 point
- More than 3 per page: 0 points
- Is the handwriting neat and legible? Or, is the paper typed according to the teacher's requirements? \_\_\_\_\_
- Yes: 2 points
- No: 0 points

**Total:** \_\_\_\_\_/100

# Revise It—

1. Always remember, never forget, and stuff it into your brain: The art of writing is rewriting! Never be satisfied with your first draft of anything. Almost always writing can be improved by rewriting. Your favorite book? More than likely it was written and rewritten and then written again, until your favorite author burned out all the erasers in her home or busted the delete key on her computer.

Writing isn't easy, but when you revise it carefully and the writing finally flows like a stream of crystal clear water, you will feel a huge sense of satisfaction and accomplishment.

So here's what you need to do:

- a. Get feedback. Use comments from your student partners (or from your teacher) to strengthen and improve your paper.
- b. Wait a day or two before you rewrite your paper. The time away from it will help you to see its problems more clearly.
- c. Read the paper aloud to yourself. This is often the best way to catch mistakes—grammar errors, as well as words that don't work well—because you will be using two senses—seeing and hearing—instead of one. If something sounds wrong, it probably is.

Once you are ready to rewrite, use the following steps to aid with your revision:

- a. *Find your thesis and underline it.* There should be one sentence that serves as your main argument. Is your thesis debatable rather than a statement of fact? Make sure your paper expresses your argument throughout.
- b. *Find your support.* Think about the purpose of an encomium essay, which is to praise an admirable person. Do you think you've accomplished that purpose? Do you have two supporting reasons why this type of person deserves your reader's approval? If not, tweak your paper so that your support is strengthened. Remember that each of your paragraphs also has a special purpose according to the demands of the prompts. Each paragraph must get the job done.
- c. *Find and fix grammar mistakes.* Make sure all your nouns and verbs agree and that your writing is clear. Fix any fragments or run-ons. In other words, make sure you are writing complete sentences.
- d. *Strengthen phrasing.* Are your word choices specific instead of vague? Do you use strong nouns and verbs? Do you vary your sentences and occasionally begin them with a prepositional phrase or a participial phrase? Weed out passive voice and excess adjectives. Use compound sentences, appositives, adverb phrases, and questions to make your writing more interesting. Transition smoothly between ideas and paragraphs using transition words. (For a refresher on transition words and phrases, see lesson 9.)
- e. *Proofread.* Look for any punctuation, spelling, or capitalization errors. Then fix them!
- f. *Retype* the draft with the corrections you have made.

2. **PROOFREADING PRACTICE**—Susan B. Anthony traveled across the United States speaking about the right of women to vote. The following paragraph about Anthony’s travels is from the autobiography *Eighty Years and More: Reminiscences 1815–1897* by Anthony’s dear friend Elizabeth Cady Stanton. The paragraph contains a number of errors, including letters that should be capitalized (2), repeated words that should be deleted (2), words that are missing (2), a lack of proper punctuation (2), and misspellings (2). Use the following proofreader’s marks to mark up the text:

- ≡ capitalize  
 9 delete word  
 ^ insert letter, word, or punctuation  
 SP. misspelled word

Ⓒ Please note that punctuation styles differ. If your student is uncertain about a punctuation choice, be sure to point out your preference or possible alternatives.

Miss Anthony’s style of speaking is rapid and vehement. In debate she is ready ~~ready~~ and keen, and she <sup>is</sup> always equal to an emergency. Many times in traveling with her through the West, especially on our first trip to Kansas and ~~california~~, we were suddenly called upon to speak to the women assembled at the stations. Filled with consternation, I usually appealed to her to go first; and, without a moment’s hesitation, she could always fill five minutes SP. with some appropriate words and inspire me with thoughts and courage to follow. . . . One night, crossing the Mississippi, we were icebound <sup>in</sup> the middle of the river. The boat was crowded with people, hungry, tired, and cross with the delay. <sup>o</sup> Some gentlemen, with whom we had been talking on the cars, started the cry, “Speech on woman suffrage!” Accordingly, in the middle ~~middle~~ of the Mississippi River, at midnight, we presented our claims to political representation, and debated the question of universal suffrage until we landed. ~~our~~ voyagers were quite thankful that we had shortened the many hours, and we equally so at having made several converts and held a convention on the very bosom of the great “Mother of Waters.” <sup>”</sup>

# Lesson 7: First Encomium: Susan B. Anthony

## Talk About It—

1. The women are carrying American flags as a way of saying that they are patriotic, that they are American citizens who should have equal rights, and that they love their country enough to demand voting rights. Even though the baby in the stroller and the young girl are not old enough to vote, they are part of the parade to show that they will one day want voting rights as well. In other words, this desire will not disappear from generation to generation.
2. Most likely Anthony wanted to go to jail to draw attention to the cause of women's suffrage. If she had gone to jail, many newspapers would have reported the story. Her desire to be arrested shows that Anthony was a courageous person, because she was not afraid of being in jail. It also shows that she valued her fight for women's rights even more than she valued her own comfort or safety.
3. Answers will vary. Recently people have gone to jail for fighting against the segregation of races (civil rights movement), for demonstrating against wars and environmental destruction, and for fighting peacefully for religious freedom.

## Memoria—

1. This quote means that to be a successful activist or social reformer, a person cannot be meek or timid. She cannot care about what people will think of her if she takes a stand for a new way of thinking or doing. Real change can only happen if brave people take risks. Susan B. Anthony was one of those brave people. Even though her beliefs were unpopular and she knew she would be scorned and even imprisoned, she took a stand for women's rights, changing many people's minds on the issue of suffrage.

## Paragraph Writing Instructions

1. **Paragraph 1 (Introduction):** Start with an introduction that includes hyperbole, a thesis, and a transition sentence.
2. **Paragraph 2 (Background):** Detail your subject's background. Consider his or her ancestors (including parents), country, or education.
3. **Paragraph 3 (Qualities):** Support your thesis by telling your reader about your subject's fine qualities. Consider his or her personal character, abilities, or virtues.
4. **Paragraph 4 (Career):** Support your thesis by telling about the person's career. Describe this person's achievements or show how this person used his or her gifts for a good cause. Use a quote from the text to support your point of view.
5. **Paragraph 5 (Contrast):** Contrast the person with a lesser person in order to heighten your praise.
6. **Paragraph 6 (Conclusion):** Write a conclusion (epilogue). Use new wording to restate your thesis. Consider encouraging your audience to imitate your subject.

## TE Sample Encomium: Susan B. Anthony

Paragraph 1  
(Introduction)

With the steadfastness of a rock, Susan B. Anthony stood firm against the waves of injustice that kept women from voting. Thanks to her courage and leadership ability, she was perfectly suited to advance the women's suffrage movement. She learned the courage to stand up for her beliefs from her early years with her father.

Paragraph 2  
(Background)

Anthony was born into a large Quaker family, and her father was an abolitionist. Many people were against abolitionists at the time, but Anthony's father firmly stood his ground against injustice. Her father also took a stand against unjust attitudes when he removed Anthony from school after her teacher refused to teach long division to girls. Then, when they moved to Rochester, New York, Anthony and her family met the famous abolitionists William Lloyd Garrison and Frederick Douglass. She became lifelong friends with Douglass, and they helped each other with their work. In the models of her father and her abolitionist friends, Anthony saw firsthand examples of what she herself would one day become: a brave, well-spoken, and influential leader.

Paragraph 3  
(Qualities)

Anthony was indeed a courageous woman. When she voted in the 1872 election, she knew very well that a woman voting was not allowed and would have serious consequences. Many women did not show up on Election Day for that very reason. Anthony was different from those women, however. A jail sentence was not enough to stop her from fighting for a just cause, and after she was arrested, Anthony spoke boldly at her trial, refusing to back down. Courage is necessary when fighting for a cause, and Anthony's bravery made her the perfect person to fight for women's right to vote.

Paragraph 4  
(Career)

Anthony's courage went hand in hand with her ability to be a strong and persuasive leader. Many people would be afraid of openly standing against public opinion, but Anthony made sure her voice was heard. She started a newspaper, *The Revolution*, with her friend Elizabeth Cady Stanton, and she toured around the country making speeches promoting the right to vote for women. She successfully influenced many people this way, becoming a leader in the fight for women's rights. As a leader she was bold and confident. During her trial, she confronted the judge, saying, "So shall we trample all unjust laws under foot. I do not ask the clemency of the court. I came into it to get justice." It was the mark of a true leader that Anthony was ready to face scorn and punishment to make her stand. A cause needs a strong leader in order to succeed, and Anthony was just such a leader.

Paragraph 5  
(Contrast)

In contrast to Anthony, consider W.H. Whittaker, a prison superintendent who is said to have ordered the Night of Terror on November 14, 1917. On that night, a group of guards beat and even tortured a group of women suffragists who had been arrested for protesting outside the White House. If the women's report was true, Whittaker abused his position of leadership with this violent and unjust act. He may have been a respected and intelligent leader, but he wasted his gifts with this awful crime, using his position to harm others. Anthony, on the other hand, was a leader who used her position to influence others and cause positive change.

Paragraph 6  
(Conclusion)

Many would have been too fearful to have done the things Susan B. Anthony did in her life. She never stopped fighting for the things she believed in or caring about helpless and oppressed people. Her courage and her ability to lead others made her just the person to act on behalf of the women's suffrage movement. She remains today a great example for anyone who wishes to fight for justice and change.