



**Curriculum  
Development:**  
Melanie Chandler

**Editorial:**  
Sony Elise

**Design:**  
Jennifer Bauer

First printing: August 2025

Copyright © 2025 by Kristen Pratt and Master Books®. All rights reserved. No part of this book may be reproduced, copied, broadcast, stored, or shared in any form whatsoever without written permission from the publisher, except in the case of brief quotations in articles and reviews. For information write:

Master Books, P.O. Box 726, Green Forest, AR 72638  
Master Books® is a division of the New Leaf Publishing Group, LLC.

ISBN: 978-1-68344-417-6  
ISBN: 978-1-61458-967-9 (digital)

Printed in the United States of America

Please visit our website for other great titles: [www.masterbooks.com](http://www.masterbooks.com)

.....  
*Permission is granted for copies of reproducible pages from this text to be made for use with immediate family members living in the same household. However, no part of this book may be reproduced, copied, broadcast, stored, or shared in any form beyond this use. Permission for any other use of the material must be requested by email from the publisher at [info@nlpg.com](mailto:info@nlpg.com).*  
.....



## About the Author

Kristen Pratt served as the Master Books Brand & Curriculum Development Manager, where she developed the Master Books Method. She is a Kingdom-minded entrepreneur and author of the award-winning *Language Lessons for a Living Education* series. She homeschools and runs her business in the beautiful Ozarks.





Name \_\_\_\_\_

## Spell with Color

Write each spelling word using colored pencils. As you write each word, use your favorite color to write the consonants. Use your second favorite color to write the vowels.

cab  
\_\_\_\_\_  
\_\_\_\_\_  
\_\_\_\_\_sad  
\_\_\_\_\_  
\_\_\_\_\_  
\_\_\_\_\_cat  
\_\_\_\_\_  
\_\_\_\_\_  
\_\_\_\_\_map  
\_\_\_\_\_  
\_\_\_\_\_  
\_\_\_\_\_dad  
\_\_\_\_\_  
\_\_\_\_\_  
\_\_\_\_\_ram  
\_\_\_\_\_  
\_\_\_\_\_  
\_\_\_\_\_ran  
\_\_\_\_\_  
\_\_\_\_\_  
\_\_\_\_\_

## Word Shape Spelling

Use the following word bank to write each word in the correct word shape boxes.

cab, dad, sad, ram, cat, ran, map

1. 

--	--	--

5. 

--	--	--

2. 

--	--	--

6. 

--	--	--

3. 

--	--	--

7. 

--	--	--

4. 

--	--	--



Name \_\_\_\_\_

## Stack It Up Spelling

Write each spelling word by adding the next letter. The first one is done for you.

bed

b

be

bed

web

pen

yes

jet

tent

sent



## Word Search

Find each word and circle it.

- web
- bed
- tent
- jet
- sent
- pen
- yes

C	V	C	S	E	N	T	K	O	P
W	C	F	E	K	R	O	Y	U	E
E	E	R	K	Q	U	N	Q	U	J
B	F	Z	L	V	L	Q	A	O	Z
Y	L	Q	M	D	Q	W	I	C	B
P	T	U	T	B	R	P	Y	R	B
W	E	X	S	B	F	Q	D	X	P
X	N	J	E	T	N	P	E	N	C
E	T	S	H	P	P	D	Z	V	I
Z	F	A	Y	E	S	C	B	E	D

## Silly Sentences

Write a silly sentence using as many of the words from Stack It Up Spelling as you can!

---



---



---



---



---



---



---



---



---



---

Name \_\_\_\_\_

## Spell with Color

Write each spelling word using colored pencils. As you write each word, use your favorite color to write the consonants. Use your second favorite color to write the vowels.

sit

---

---

---

twin

---

---

---

lip

---

---

---

rib

---

---

---

kid

---

---

---

give

---

---

---

fin

---

---

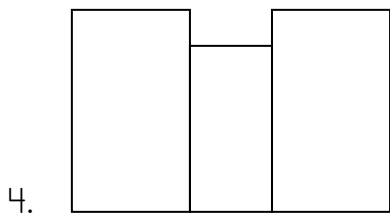
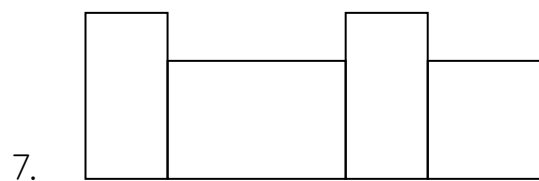
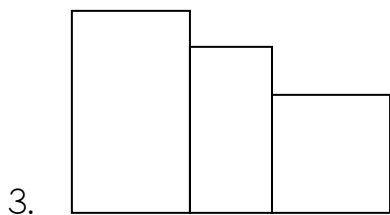
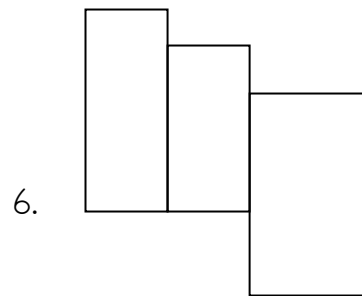
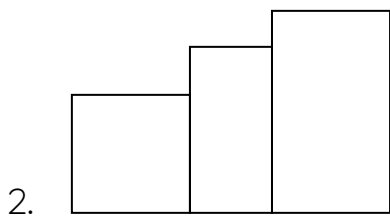
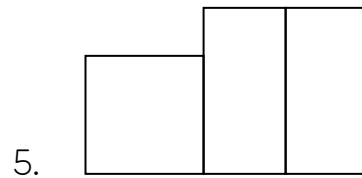
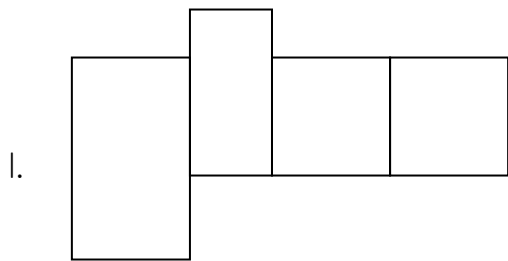
---



## Word Shape Spelling

Use the following word bank to write each word in the correct word shape boxes.

sit, lip, kid, fin, twin, rib, give





G  
R  
A N D R  
M E  
M A  
A D  
P R A C T I C E  
N  
G

Exercises ..... Page 85

Answer Key ..... Page 239



**Word Play instructions:** Before the whole story is read together, read the blue text under each line to the student. Write the word the student chooses on each line. The words the student picks will create a fun, silly story. Read the story aloud, together.

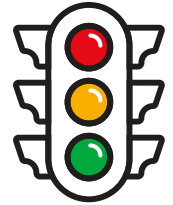
Name \_\_\_\_\_

Lesson 1

## Word Play

Fill in the story with a word the student has chosen for each type of noun.  
Have fun reading the silly story together!

### My Ride in the City



I took a ride with \_\_\_\_\_  
(noun: person)

in the city.

We only drove a short time before  
we sat at a red \_\_\_\_\_.  
(noun: thing)

Just as it turned green, a \_\_\_\_\_  
(noun: thing)  
honked for us to go.








As we turned a corner, I saw a sad  
\_\_\_\_\_ holding only a cone.  
(noun: person)

A pile of ice cream was on the  
\_\_\_\_\_.  
(noun: thing)

When we got home, I drew a map of  
our trip in the \_\_\_\_\_.  
(noun: place)

## Let's Read a Story!

This silly story uses all your spelling words! Read it to your teacher.

1. My dad has a cab. 
2. A cat is on the cab. 
3. My dad has a map in his cab. 
4. My dad ran to the cab. 
5. A ram is in the cab. 
6. The ram ate the map. 
7. My dad is sad. 

Circle the words that make the short *-a* sound in each sentence. Underline the nouns.

You may color the pictures or draw more of your own!



Name \_\_\_\_\_

## Word Play

Fill in the story with a word the student has chosen for each type of noun.  
Have fun reading the silly story together!

### My Puppy

I was so happy when my \_\_\_\_\_  
(noun: person)

said I could have a puppy!

I named my puppy \_\_\_\_\_.  
(proper noun: name)

My puppy loves to run, jump, and  
wag its \_\_\_\_\_.  
(noun: thing)

My puppy likes to take rides  
in our \_\_\_\_\_.  
(noun: thing)

My puppy always sleeps in my  
\_\_\_\_\_ at night.  
(noun: thing)

Some days, I wake up to him chewing  
on my \_\_\_\_\_.  
(noun: thing)

I love my puppy!



## Let's Read a Story!

This silly story uses all your spelling words! Read it to your teacher.

1. While I was in bed, I wrote a note

with a pen. 

2. I sent it to my Aunt Karen.



3. She said yes to camping with me.



4. I had to promise that a spider would

not make a web in our tent!



5. She will have to fly to Maine


in a jet.



Circle the short -e words.

Underline the proper nouns.

You may color the pictures or draw more of your own!



Name \_\_\_\_\_

## Word Play

Fill in the story with a word the student has chosen for each type of noun. Have fun reading the silly story together!

### A Day at the Zoo

We went to the zoo on \_\_\_\_\_.  
(proper noun: day of the week)


The first animal we saw was a  
\_\_\_\_\_ named \_\_\_\_\_.  
(noun: animal) (proper noun: name)

My favorite part of the day was when  
we visited the \_\_\_\_\_ house.  
(noun: animal)

There was a new baby \_\_\_\_\_  
named \_\_\_\_\_ that was just born  
(noun: animal) (proper noun: name)




on \_\_\_\_\_.  
(proper noun: day of the week)

It was so fun to see all the animals! I  
can't wait to go back on \_\_\_\_\_.  
(proper noun: day of the week)



## Let's Read a Story!

This silly story uses all your spelling words! Read it to your teacher.

1. My twin bit his lip when he saw the shark fin. 
2. I told him to sit still and give the shark time to swim away. 
3. Soon, my elbow jabbed into his rib.
4. He sure likes to kid. If he is afraid of the toy shark, he can just get out of the pool! 

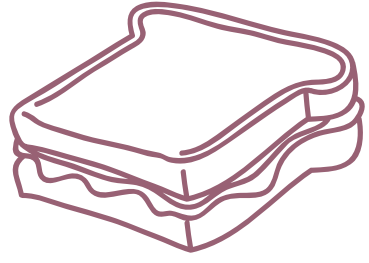
Circle the short *-i* words

You may color the pictures or draw more of your own!





food



meat

jam

hotdog



milkshake

Name \_\_\_\_\_

## Write It Well

Use your spelling words to write the following sentences. Mark the box next to each word you use.

cab  dad  sad  ram  
 cat  ran  map

Write a sentence using one or more of your spelling words. Start with a capital letter and end your sentence with a **period**.

---

---

---

---

---

---

Write a sentence using one or more of your spelling words that you haven't used already. Start with a capital letter and end your sentence with an **exclamation point**.

---

---

---

---

---

---

Write a sentence using one or more of your spelling words that you haven't used already. Start with a capital letter and end your sentence with a **question mark**.

---

---

---

---

---

---

# Journal It!

A journal is a place to write about your ideas and your life. If you need help spelling a word, ask a parent or family member how to spell it. Use your best handwriting. Have fun sharing about your life!



## Journal Day 1

What day of the week is it today?



\_\_\_\_\_

-----

\_\_\_\_\_



What is the date? The date is written like this: September 23, 2056.

\_\_\_\_\_

-----

\_\_\_\_\_

Use nouns to write a list of three things you are thankful for.

\_\_\_\_\_

-----

\_\_\_\_\_

-----

\_\_\_\_\_

-----

\_\_\_\_\_

Name \_\_\_\_\_

## Write It Well

Use your spelling words to write the following sentences. Mark the box next to each word you use.

web    bed    tent    jet    sent    pen    eyes

Write a sentence using one or more of your spelling words. Start with a capital letter and end your sentence with a **period**.

---



---



---



---



---

Write a sentence using one or more of your spelling words that you haven't used already. Start with a capital letter and end your sentence with an **exclamation point**.

---



---



---



---



---

Write a sentence using one or more of your spelling words that you haven't used already. Start with a capital letter and end your sentence with a **question mark**.

---



---



---



---



---

# Journal It!

A journal is a place to write about your ideas and your life. If you need help spelling a word, ask a parent or family member. Use your best handwriting. Have fun sharing about your life!



## Journal Day 2

What day of the week is it today?

\_\_\_\_\_

→ \_\_\_\_\_ ←

\_\_\_\_\_

What is the date? The date is written like this: September 23, 2056.

\_\_\_\_\_

\_\_\_\_\_

Use proper nouns to write a list of three people you are thankful for.

\_\_\_\_\_

\_\_\_\_\_

\_\_\_\_\_

\_\_\_\_\_

\_\_\_\_\_

\_\_\_\_\_

Name \_\_\_\_\_

## Write It Well

Use your spelling words to write the following sentences. Mark the box next to each word you use.

sit  lip  kid  fin  twin  rib  give

Write a sentence using one or more of your spelling words. Start with a capital letter and end your sentence with a **period**.

---

---

---

---

---

---

Write a sentence using one or more of your spelling words that you haven't used already. Start with a capital letter and end your sentence with an **exclamation point**.

---

---

---

---

---

---

Write a sentence using one or more of your spelling words that you haven't used already. Start with a capital letter and end your sentence with a **question mark**.

---

---

---

---

---

---

## Journal It!

Fill in your journal. If you need help spelling a word or writing the date, ask a parent or family member. Use your best handwriting. Have fun sharing your thoughts!



### Journal Day 3

Write today's day of the week:



\_\_\_\_\_

-----

\_\_\_\_\_



Write today's date:

\_\_\_\_\_

-----

\_\_\_\_\_

Circle your favorite day of the week.

Sunday

Monday

Tuesday

Wednesday

Thursday

Friday

Saturday

Write two things you like to do on your favorite day of the week.

\_\_\_\_\_

-----

\_\_\_\_\_

-----

\_\_\_\_\_



Spelling Practice Answers ..... Page 233

Grammar & Reading Answers..... Page 239

## Spelling Practice Answers

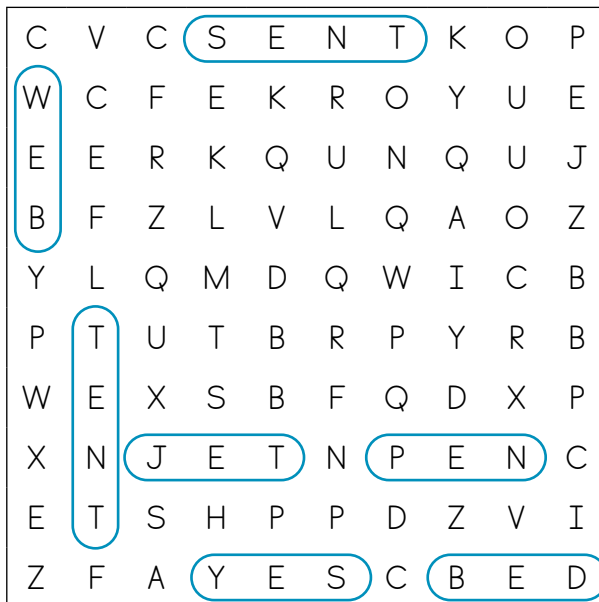
### Word Shapes; Lesson 1, Page 12

1. ran
2. cab
3. map
4. sad
5. cat
6. dad
7. ram


### Word Shapes; Lesson 5, Page 20

1. hum
2. bud
3. run or sun
4. cup
5. sun or run
6. cub
7. until

### Word Search; Lesson 2, Page 14



### Word Search; Lesson 6, Page 22



### Word Shapes; Lesson 3, Page 16

1. give
2. rib
3. fin
4. kid
5. sit
6. lip
7. twin

### Word Shapes; Lesson 7, Page 24

1. me
2. Pete
3. key
4. field
5. bee
6. meat
7. lady

### Word Shapes; Lesson 4, Page 18

1. mom
2. pot
3. mop
4. dog
5. sob
6. fox
7. hot

### Word Shapes; Lesson 8, Page 26

1. kind
2. kite
3. light
4. pie
5. iron
6. sky
7. child

## Grammar & Reading Answers

### Let's Read a Story!; Lesson 1, Page 86

1. My dad has a cab.
2. A cat is on the cab.
3. My dad has a map in his cab.
4. My dad ran to the cab.
5. A ram is in the cab.
6. The ram ate the map.
7. My dad is sad.

### Let's Read a Story!; Lesson 2, Page 88

1. While I was in bed, I wrote a note with a pen.
2. I sent it to my Aunt Karen.
3. She said yes to camping with me.
4. I had to promise that a spider would not make a web in our tent.
5. She will have to fly to Maine in a jet.

### Let's Read a Story!; Lesson 3, Page 90

1. My twin bit his lip when he saw the shark fin.
2. I told him to sit still and give the shark time to swim away.
3. Soon, my elbow jabbed into his rib.
4. He sure likes to kid. If he is afraid of the toy shark, he can just get out of the pool!

### Let's Read a Story!; Lesson 4, Page 92

1. My mom found a map when she saw a fox.
2. She ran out and tripped over the dog.
3. The fox ran off as she started to sob while holding her aching arm.
4. She quickly got up since she had a pot of hot soup on the stove.
5. Does that fox know the trouble he caused?

### Let's Read a Story!; Lesson 5, Page 94

1. As I drank my warm cup of tea, I watched the rising sun light up the flower bud.
2. I heard the hum of a tiny bird.
3. A bear cub poked its head out of the woods until it was startled by a car.
4. It began to run back to its mother, only to stop to study a butterfly.

### Let's Read a Story!; Lesson 6, Page 96

1. We paid for backpacks with a weight light enough to carry.
2. The first aid kit had gauze and tape.
3. Before long, it began to rain.
4. We went into a cave to stay dry.
5. We began to play a game of charades.
6. We all ran when my brother saw a long tail in the back of the cave!

### Let's Read a Story!; Lesson 7, Page 98

1. Pete and I met in a field to play, but he stepped on a bee!
2. A lady pulled out a key and ran to her car to get a first aid kit.
3. Pete asked me to pray for him while she pulled out the stinger.
4. Soon, we smelled meat on the grill.
5. We will play catch another day!